



# Triodos Impact Strategies II N.V.

- Triodos Energy Transition Europe Fund
- Triodos Food Transition Europe Fund

## Annual Report 2020



## **Information for shareholders**

General meeting of shareholders: 11 June 2021

# Table of contents

<b>General information</b>	<b>4</b>
<b>Management Report</b>	<b>6</b>
General	6
Triodos Energy Transition Europe Fund	7
Key figures	7
Retrospective review sub-fund and market developments	9
Outlook	12
Triodos Food Transition Europe Fund	13
Key figures	13
Retrospective review sub-fund and market developments	15
Outlook	18
Risk management	19
Financial risks	20
Remuneration policy	24
Report of the Supervisory Board	27
<b>Financial Statements (Combined)</b>	<b>28</b>
Balance sheet	29
Profit and loss account	30
Cash flow statement	31
General notes to the financial statements	32
Accounting principles	34
Financial risks	40
Leverage ratio	45
Tax aspects	46
Notes to the balance sheet	47
Notes to the profit and loss account	50
<b>Financial Statements Triodos Energy Transition Europe Fund</b>	<b>53</b>
Balance sheet	54
Profit and loss account	55
Cash flow statement	56
Notes to the balance sheet	57
Notes to the profit and loss account	62
<b>Financial Statements Triodos Food Transition Europe Fund</b>	<b>67</b>
Balance sheet	68
Profit and loss account	69
Cash flow statement	70
Notes to the balance sheet	71
Notes to the profit and loss account	77
<b>Other Information</b>	<b>82</b>
<b>Independent auditor's report</b>	<b>84</b>
<b>Annex A: Notes to key figures that cannot be directly derived from the financial statements</b>	<b>93</b>
<b>Personal details</b>	<b>94</b>

# General information

Triodos Energy Transition Europe Fund (formerly, up to 19 December 2020, called 'Triodos Renewables Europe Fund') and Triodos Food Transition Europe Fund (formerly, up to 19 December 2020, called 'Triodos Organic Growth Fund') (hereafter: the sub-funds) were launched in June 2006 and January 2014 respectively, as sub-funds of Triodos SICAV II (Luxembourg). On 2 December 2019, the sub-funds changed domicile to the Netherlands, where both sub-funds have been set-up as a sub-fund of a newly incorporated Dutch legal entity, Triodos Impact Strategies II N.V. (hereafter: the Fund). The sub-funds have an open-end fund structure. Triodos Energy Transition Europe Fund has euro-denominated share classes for retail and professional investors, one of which is listed on Euronext Fund Services. Triodos Food Transition Europe Fund has euro-denominated share classes for professional and certain qualified private investors. None of its share classes are listed on any stock exchange.

The Fund has been incorporated under the Laws of the Netherlands as an investment company with variable capital as referred to in article 2:76a DCC (Dutch Civil Code). The Fund is an alternative investment fund subject to the requirements of Directive 2011/61/EU of June 8, 2011 on Alternative Investment Fund Managers (AIFMD), as implemented in the Netherlands in the Dutch Financial Supervision Act (Wft). The Fund is regulated by the Dutch Authority for the Financial Markets (AFM). The registered office of Triodos Impact Strategies II is at Nieuweroordweg 1, 3704 EC Zeist.

The Fund was incorporated on 10 September 2019. The sub-funds changed domicile to the Netherlands on 2 December 2019 and have been operational in the Netherlands as from that date. Developments in the national and international tax framework were likely to negatively impact the sub-funds and their investors. After careful consideration of all options, transferring Triodos Energy Transition Europe Fund and Triodos Food Transition Europe Fund from Luxembourg to the Netherlands seemed to be the most robust way of mitigating the negative impact of these measures and the best way to protect shareholders' interests, while at the same time upholding our principles on tax integrity and tax transparency. Therefore, the reporting period of this annual report is the first reporting period of the Fund and comprises the extended period from 2 December 2019 up to and including 31 December 2020.

The transfer has had no impact on the investment portfolio of the sub-funds and the investment objectives, risk profiles, investment management structures and costs of the sub-funds, compared to when they were sub-funds of Triodos SICAV II (Luxembourg). The only exception are the capitalised formation costs that resulted from the transfer.

Comparative figures (except for the return based on NAV per share) are not included in this annual report. For historical figures for Triodos SICAV II – Triodos Renewables Europe Fund and Triodos SICAV II – Triodos Organic Growth Fund, please refer to [www.triodos-im.com](http://www.triodos-im.com).

## Alternative Investment Fund Manager

Triodos Investment Management B.V. (Triodos Investment Management, the Fund Manager, or AIFM), a wholly owned subsidiary of Triodos Bank N.V., acts as the sole statutory director and manager of Triodos Impact Strategies II. Triodos Investment Management is licensed by the AFM to manage investment companies within the meaning of Section 2:65 Wft. Triodos Investment Management is a member of the Dutch Fund and Asset Management Association (DUFAS). DUFAS has drawn up the Asset Managers Code, which contains a number of principles. In order to act in accordance with these principles, Triodos Investment Management, as a member of DUFAS, has formulated the Fund Governance Principles. These Fund Governance Principles are available on [www.triodos-im.com/governance](http://www.triodos-im.com/governance).

The Board of Triodos Investment Management consists of: Jacco Minnaar (Chair)  
Kor Bosscher (Managing Director Risk & Finance)  
Dick van Ommeren (Managing Director)

## Fund managers

Triodos Investment Management has separate internally appointed fund managers for each of the sub-funds. The fund manager of Triodos Energy Transition Europe Fund is Vincent van Haarlem. Triodos Food Transition Europe Fund was managed by Jurriën Appers until 31 October 2020, when he was succeeded by Isabelle Laurencin who became the fund manager as of 1 November 2020.

## Supervisory Board

Triodos Impact Strategies II has a Supervisory Board that is responsible for supervising the day-to-day management of the AIFM in its capacity as statutory director of Triodos Impact Strategies II. The manager will therefore provide the members of the Supervisory Board with all information that is necessary for or conducive to the execution of these tasks. The members of the Supervisory Board are independent from the Triodos Group (consisting of Triodos Bank N.V. and its subsidiaries, including Triodos Investment Management),

as a further safeguard of the checks and balances within Triodos Impact Strategies II.

The composition of the Supervisory Board is as follows:

Jacqueline Rijdsdijk (Chair)

Elfrieke van Galen

Gerard Groener

Henk Raué

Jan Willem van der Velden

Jacqueline Rijdsdijk will step down as Chair of the Supervisory Board as of the General meeting of shareholders to be held on 11 June 2021.

### **Administrator, Fund Agent, Listing Agent, Paying Agent, Transfer Agent and Depositary**

CACEIS has been appointed as Administrator, Fund Agent, Listing Agent, Paying Agent and Transfer Agent for Triodos Impact Strategies II. BNP Paribas Securities Services SCA (BNP Paribas) has been appointed as depositary for Triodos Impact Strategies II.

# Management Report

## General

As the energy and food transitions continue to accelerate, Triodos Investment Management has identified the need for more effective and accurate communication of the impact investment approach used by its sub-funds. Acting on this awareness, the sub-funds have been renamed to align more closely with their investment strategies.

## Objective

### **Triodos Energy Transition Europe Fund**

Triodos Energy Transition Europe Fund invests primarily in companies that accelerate the energy transition with the prospect of an attractive financial return combined with the opportunity for investors to make a pro-active, measurable and lasting contribution to reduction of CO2 emissions.

Triodos Energy Transition Europe Fund invests in equity and/or quasi-equity, such as shareholder loans and preferred capital, and in subordinated debt in qualifying investments. The sub-fund primarily invests in project companies that generate renewable energy, reduce energy use, make the energy system more flexible or that enable electrification. In order to enable projects, the sub-fund may invest in projects in the development phase or provide growth capital to privately-owned companies that are active in the abovementioned sectors with the objective of accelerating their growth.

As from 19 December 2020, the investment strategy has been amended to better align with trends in the energy transition and with demand from investees. The adjustment will enable the sub-fund to act on opportunities in the market, by responding to currently unmet financing needs of prospective investees. Amending the investment strategy will ultimately create a more balanced and impactful portfolio for investors.

### **Triodos Food Transition Europe Fund**

Triodos Food Transition Europe Fund invests primarily in privately-owned European businesses that contribute to the food transition. It aims to offer investors a unique opportunity to invest in the long-term development of the organic and sustainable food sector in Europe and to have a positive social and environmental impact. The sub-fund aims to build a balanced portfolio of mature and profitable businesses and fast-scaling companies. The investment focus is on selected values-based businesses with a proven business model, a strong team and recurring revenues. Through an evergreen approach, the sub-fund invests as an aligned partner, by providing succession and/or growth capital. As a long-term investment partner, the sub-fund typically takes significant minority or majority (quasi-)equity positions, is represented on the board of directors and/or at annual shareholders meetings and adds value through a strategic, professional ownership approach.

As from 19 December 2020, the investment strategy has been updated to better address the urgent challenges of the food transition. While continuing its support for well-established sustainable front-runners, the sub-fund has extended its investment scope to transformative solutions provided by fast-growing companies. Going forward, the sub-fund will aim to build and maintain a balanced portfolio of mature and profitable businesses and fast-growing scale-ups.

It is envisioned that with the proposed changes, the sub-fund will be able to continue to grow, diversify and deliver an impact and return in line with the expectations of its current and new investors.

For detailed information in relation to the investment strategy of the sub-funds, reference is made to our prospectus of December 19, 2020 which is available on our website ([www.triodos-im.com](http://www.triodos-im.com)) along with more information about the sub-funds' impact and developments.

# Triodos Energy Transition Europe Fund

## Key figures

(amounts in EUR)

2020

Net assets value at year-end	150,817,477
<i>Number of share outstanding at year-end</i>	4,440,149
Income from investments	8,862,116
Realised changes in investments	-139,672
Exchange rate results	-23,132
Total operating expenses	4,522,802
<b>Net operating income</b>	<b>4,176,509</b>
Unrealised results on investments	-4,001,069
Unrealised results on receivables	-
<b>Net result</b>	<b>175,441</b>

### Ongoing charges per share class\*

I-cap (EUR)	2.39%
Q-cap (EUR)	2.62%
R-cap (EUR)	3.00%
Z1-cap (EUR)	2.51%
Z2-cap (EUR)	2.49%

\* The ongoing charges reflect the total normalised expenses charged to the result, divided by the average net asset value. For the calculation of the average net asset value, each computation and publication of the net asset value is taken into account. The ongoing charges are calculated over the thirteen-month period since the launch of the sub-fund and annualised to arrive at the estimated yearly ongoing charges figure.

### Per outstanding share

(amounts in EUR)

2020

Net assets value at year-end	33.97
Income from investments	2.00
Realised changes in investments	-0.03
Operating expenses and exchange rate results	-1.01
Unrealised results	-0.90
<b>Net result</b>	<b>0.04</b>

### Net asset value (NAV) per share

(amounts in EUR)

2020

I-cap (EUR)	38.68
Q-cap (EUR)	38.60
R-cap (EUR)	35.51
Z1-cap (EUR)	31.45
Z2-cap (EUR)	31.45

## Return based on NAV per share\* \*\*

	1-year return***	3-year return p.a.	5-year return p.a.	10-year return p.a.	return p.a. since inception
I-cap (EUR)	-0.51	4.96	2.86	–	3.09
Q-cap (EUR)	-0.72	4.89	2.81	2.41	3.05
R-cap (EUR)	-1.25	4.26	2.21	1.81	2.46
Z1-cap (EUR)	-0.73	4.86	2.77	2.21	2.74
Z2-cap (EUR)	-0.73	4.86	2.77	2.21	2.74

\* NAV per share is based on share prices as per 31 December 2020, i.e. the last price at which shares were traded in the reporting period.

\*\* All share classes have limited history. Triodos Impact Strategies II – Triodos Energy Transition Europe Fund is the successor of Triodos SICAV II – Triodos Renewables Europe Fund. Returns prior to the launch date of share class are based on the returns of the comparable share class of Triodos SICAV II – Triodos Renewables Europe Fund.

\*\*\* The reporting period of this annual report is 2 December 2019 to 31 December 2020. This 12-month return, which is based on the period 1 January 2020 to 31 December 2020, therefore does not reconcile with the financial statements.

For a more detailed explanation of key figures that cannot be directly derived from the financial statements, we refer to Annex A.



## Retrospective review sub-fund and market developments

In the reporting period, the sub-fund's net assets increased from EUR 117.3 million as per 2 December 2019 to EUR 150.8 million as per 31 December 2020, of which 51.6% was invested. The portfolio currently comprises 33 investments. In the course of 2020, the size of the sub-fund's portfolio grew from EUR 74.2 million as per 2 December 2019 to EUR 77.8 million as per 31 December 2020, thanks to the addition of new investments. The sub-fund's portfolio valuation in 2020 was impacted by lower power prices triggered by COVID-19, which had a negative impact on the decreased valuation of several assets in the portfolio.

### Fund data, 31 December 2020

Net assets	EUR 150.8 million
Portfolio value	EUR 77.8 million
Number of equity investments	30
Number of subordinated loans	17
Number of investments	33
Number of countries	7

The Impact Report 2020 of Triodos Energy Transition Europe Fund gives an insight into the impact of the projects that the sub-fund finances.

See: <https://www.triodos-im.com/impact-report/2020/energy-and-climate/triodos-energy-transition-europe-fund>

### Investments

As per 31 December 2020, the net assets of Triodos Energy Transition Europe Fund totalled EUR 150.8 million, of which 51.6% was invested. The sub-fund has 33 investments throughout Europe. The sub-fund owns and finances renewable power generation projects, comprising onshore wind, ground-mounted and roof-top solar photovoltaic assets. In addition, the sub-fund finances an energy efficiency portfolio, a battery storage project, and participates in two energy transition funds. One that invests in energy transition companies across Europe and one that invests in renewable energy projects across emerging markets.

Triodos Energy Transition Europe Fund made several additional investments during the reporting period. In the second quarter the sub-fund finalised its investment in two large ground-mounted solar PV projects in the Netherlands, Energiepark Durkenakker and Zuidbroek Energie in the municipality of Midden-Groningen. Construction work for the former project was completed in November 2020, while the latter is in the development phase. The solar parks are close to each other and when

completed will add a total capacity of 112 MWp to the portfolio.

In the same quarter, the first storage project was added to the portfolio. The sub-fund provided a EUR 1.2 million subordinated loan to Giga Rhino, a utility-scale lithium-ion energy storage system located in the Netherlands, at the Wageningen University & Research test centre. With a power output of 12 MW, the Giga Rhino energy storage system will be the most powerful electricity storage project in the Netherlands. By increasing the flexibility of the grid, Giga Rhino will help to increase the share of renewables in the Dutch energy mix. The project, financed during construction, became operational in November 2020.

In the fourth quarter, the sub-fund provided mezzanine loans to three Dutch onshore wind farms developed by Renewable Energy Factory, as part of a broader pipeline of renewable generation projects to be developed in the Netherlands. The loans will be used to finance the end-stage development, construction, and early operation of the three wind projects, which will be realised in 2021 and 2022.

In the fourth quarter, the sub-fund concluded a second equity investment in a fund called Climate Investor One. Climate Investor One is a blended finance facility, launched in 2015 with the support of Dutch development bank FMO in partnership with Sanlam and Phoenix InfraWorks from South Africa, that provides financing for renewable energy projects in emerging markets. The sub-fund combines funding from donors, international development banks and commercial investors for the different development stages of renewable projects. Climate Investor One is an existing client of Triodos Groenfond, which first invested in the sub-fund in July 2019.

Furthermore, the Solar Energy Partners (SEP) solar portfolio in the Netherlands has been expanded through investments in additional roof-top projects, while construction work for repowering the Vluchthaven and Noordland-Buiten wind farms continued, with important milestones achieved in 2020.

As per 31 December 2020, 57.4% of the sub-fund's investment portfolio consisted of solar projects, 35.1% of wind projects and 1.1% of energy efficiency projects, while 6.5% was invested in other sectors. On an annual basis, solar assets provide more stable cash flows than wind assets. The cash flows from wind energy projects are slightly less predictable because of greater fluctuations in the frequency and strength of wind.

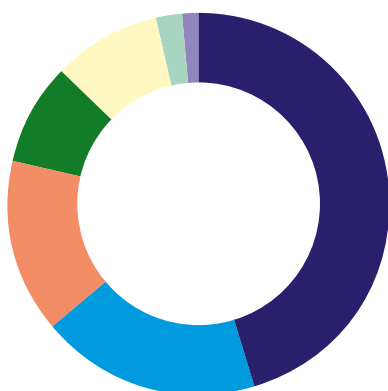
Over the reporting period, the average power production of the sub-fund's portfolio was greater than expected. This was due to higher-than-projected wind supply, resulting in higher electricity production by the wind farms, as well as several solar assets generating more electricity than expected. The sub-fund's weighted average portfolio discount rate at 31 December 2020 was 7.6% for the instrument valued using a discounted cash flow method.

**Asset allocation (% of fund's net assets)**  
31 December 2020



Equity and quasi-equity	35.7%
Subordinated debt	15.9%
Other assets and liabilities	48.4%

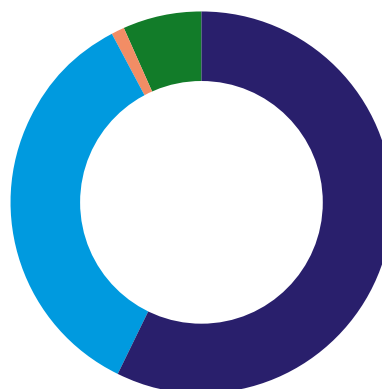
**Country allocation (% of portfolio)**  
31 December 2020



The Netherlands	45.5%
Belgium	18.5%
Spain	14.7%
United Kingdom	8.7%
Germany	9.0%
France	2.3%
Italy*	1.3%

\* The investment in Italy was made through a Dutch parent company

**Sector allocation (% of portfolio)**  
31 December 2020



Solar	57.4%
Wind	35.1%
Energy efficiency	1.1%
Other sectors	6.5%

**Majority interest**

The investments shown in the following table, where the sub-fund has a majority interest, are excluded from consolidation due to the availability of an exit strategy, in accordance with the interpretation of article 407c, Title 9, Book 2 of the DCC, which is guided by the accounting standard (RJ 217.308.b) issued by the Dutch Accounting Standards Board.

The Dutch wind farms Roompotsluis, Roggeplaat and Zeeland I are operating in line with expectations. The Neeltje Jans wind farm also operated according to expectations in 2020. In early 2021 three of the four wind turbines at Neeltje Jans were dismantled according to planning. At the site preparations are underway to replace part of the wind farm with new wind turbines (The Vluchthaven project). For Vluchthaven as well as for Noordland-Buiten the foundations have been completed. The turbines are expected to be installed in 2021. The construction is progressing according to plan. Zeeland I is operating as expected.

The rooftop solar projects of Silvius Sun and SolarAccess Energy international are operating according to expectations. This is also the case for the ground-mounted GFS Veurne solar project in Belgium. In the Netherlands, several projects were added to the SEP portfolio, which is performing according to expectations.

In Germany, the Amoneburg and Midlum projects are performing according to expectations. The Spanish solar projects El Carpio, GSI and Lucentum also continue to operate in line with expectations.

Investment (name)	Residence	Ownership %	Nature	Any restrictions or agreement impacting dividends/repayments
GFS Veurne	Belgium	95	Solar - Operational	no
Silvius Sun	Belgium	80	Solar - Operational	no
Amoneburg	Germany	100	Wind - Operational	no
Midlum	Germany	100	Wind - Operational	no
SolarAccess Energy Intern.	Italy	70	Solar - Operational	no
Neetje Jans	Netherlands	50	Wind - Operational	no
Roggeplaat	Netherlands	90	Wind - Operational	no
Roompotsluis	Netherlands	50	Wind - Operational	no
SolarAccess Energy International	Netherlands	70	Solar - Operational	no
Zeeland I	Netherlands	50	Wind - Operational	no
SEP	Netherlands	80	Solar - Operational & Development	no
Vluchthaven	Netherlands	50	Wind - Construction	no
Noordland-Buiten	Netherlands	50	Wind - Construction	no
El Carpio	Spain	100	Solar - Operational	no
GSI	Spain	51	Solar - Operational	no
Lucentrum	Spain	100	Solar - Operational	no

The overview below shows participating interests where Triodos Energy Transition Europe Fund exercises or can exercise significant influence. In determining this significant influence, factors such as voting rights and board representation are taken into account, in addition to the size of the shareholding.

Investment (name)	Country	Ownership %	Nature
Helium	France	49	Solar - Operational
Haringvliet	Netherlands	48	Wind - Operational
Willem-Annapolder	Netherlands	44	Wind - Operational
Zuidbroek	Netherlands	49	Solar - Development
Duurkenakker	Netherlands	49	Solar - Construction
Fenpower	UK	25	Wind - Operational

### Liquidity

The liquidity of the sub-fund increased over the course of 2020, despite several disbursements made in connection with the recent investment activities. Liquidity levels increased from EUR 42.2 million as per 2 December 2019 to EUR 71.8 million as on 31 December 2020. This increase was primarily driven by investor subscriptions during the first quarter of 2020, which diminished substantially in the following quarters. The successful refinancing of several assets in the portfolio, which led to higher-than-anticipated cashflows from existing investments, partially offset investments made in 2020. The sub-fund's liquidity ratio (cash and cash equivalents) changed from 36% of the sub-fund's net assets (per 31 December 2019) to 47.6% as per 31 December 2020. The large liquidity position has somewhat dampened the negative impact of the drop in power prices caused by COVID-19.

### Market developments

In 2020, Europe and the rest of the world were severely affected by the COVID-19 pandemic, causing an economic contraction that dampened energy demand. The impact of the COVID-19 pandemic on the investment portfolio was limited compared to other sectors of the economy. While many businesses across the world have been severely affected by the virus itself and the measures to contain it, the assets in the portfolio operate with little human intervention and therefore continued to produce electricity.

The reduction in electricity consumption as a result of the worldwide reduction in economic activity has not directly affected the volume of electricity generated by renewable assets sold to the grid, as this has priority of dispatch over electricity produced by fossil fuel powered stations. It has nonetheless affected the prices at which electricity is sold to the grid and has reduced the revenues of those renewable generating assets that are exposed to price fluctuations.

In the first three quarters of 2020, the valuation of the portfolio was decreased several times as a result of expected declines in electricity prices, as COVID-19 severely dampened energy demand. In the last quarter of 2020, the latest power price forecast showed some signs of recovery and a better outlook than previously anticipated, supported by rising fuel and carbon prices, with tightening system margins. Despite the lower anticipated earnings, all assets in the sub-fund's portfolio remain profitable and continue their operations. Several steps have been taken to adapt to government restrictions, such as reducing the number of workers on



site by prioritising the most urgent maintenance activities and delaying the ongoing periodic checks and postponing large, labour-intensive maintenance jobs. The Dutch projects that are currently at the construction stage, are moving ahead as planned. Projects in the portfolio that are at the development stage have experienced minor delays.

The European Central Bank's expansionary monetary policy, involving further interest rate cuts in order to stimulate economic growth, which translated into lower European government bond yields, resulted in a decrease of the discount rate for several assets in the sub-fund. This had a positive impact on the portfolio valuation earlier in the year. Interest rate reductions also allowed the sub-fund to refinance the outstanding senior debt positions for several of its assets at more favourable terms, resulting in accelerated distributions. The economic downturn was also reflected in lower-than-expected inflation over the next five years, which reduced future costs for the sub-fund's equity investments.

Brexit has not had a direct impact on the operations of the sub-fund's UK investment, but has made itself felt via a fall of the GBP/EUR exchange rate. The exchange rate exposure has resulted in lower cashflows to the sub-fund calculated in euros.

The countries where the sub-fund has investments have credit ratings ranging from BBB for Italy to credit ratings of A and higher for all other countries.

#### **COVID-19**

The year 2020 was dominated by the unprecedented influence of the COVID-19-pandemic. The lower power prices triggered by COVID-19 had a negative impact on the valuation of several assets in the portfolio. However, the operational effect on the portfolio was limited. For all construction projects externally validated COVID-19 protocols were in place, including suspension of carpooling, additional onsite facilities and hygiene. Procurement contracts were screened for non-alignment with COVID-19 restrictions, resulting in two changes in turbine suppliers and one change of module supplier. Minor delays, but fewer than anticipated, were encountered due to foreign personnel or parts not being available during lockdowns. The effectiveness of COVID-19 measures was confirmed, as no infections were noted, either in construction teams involved in projects or in the investment team.

## **Outlook**

The strong inflow of investors in 2020 confirmed the continued relevance of the sub-fund. In 2020 the team was expanded in order to increase the volume of investments with the aim of reducing the existing liquidity in the sub-fund, as well as to ensure adequate management of the growing portfolio. At the end of 2020 the investment mandate was expanded by also allowing the sub-fund to invest in development-stage projects, in the Netherlands and in companies. On an ongoing basis, the sub-fund invests in new solar projects with existing partners. Several wind farms are under construction, while other ones are being redeveloped, which from time to time will require disbursements. This is also the case for the two fund of fund investments. Beyond this proprietary deal flow, the investment team focuses on larger transactions. The current investment pipeline under review contains both portfolio and individual investments in generation as well as several opportunities in storage or electrification. New investments in energy efficiency will also be pursued, with the overall objective of creating a more balanced investment portfolio.

Europe continued to be severely affected by the COVID-19-pandemic, with a second wave of lockdowns and restrictions. The vaccine program gives some glimpse of hope, but developments will require attention in managing the sub-fund in 2021.

The global ambition of accelerating the energy transition has not been restrained by the COVID-19 pandemic, and attention to sustainability and climate changed has instead risen. The EU Commission continues its plan to tighten carbon targets for 2030, and the Dutch government expands its policy to embrace wider themes of the energy transition. Acceleration of investments in the Energy Transition therefore remains a top priority which is underlines the relevance of the strategy of the Sub-fund.

As of 14 April 2021, subscriptions for all share classes in the Triodos Energy Transition Europe Fund are temporarily suspended. During this period investors are not able to buy shares in the sub-fund. Investors that would like to sell their shares in the sub-fund can still do so. At this point in time it is not known when the sub-fund will reopen for new inflow.

#### **The EU Sustainable Finance Disclosure Regulation**

The EU Sustainable Finance Disclosure Regulation (SFDR) has come into force, as per 10 March 2021. This regulation stems from the sustainable finance action plan, which aims to stimulate sustainable investments in the EU in order to help achieve the climate goals of the Paris Agreement and the European Green Deal. Triodos Energy Transition Europe Fund has a sustainable investment objective as set out in article 9 of SFDR.

# Triodos Food Transition Europe Fund

## Key figures

(amounts in EUR)

2020

Net assets value at year-end	51,720,021
Number of share outstanding at year-end	450,767
Income from investments	1,406,479
Realised changes in investments	170,583
Exchange rate results	-24,407
Total operating expenses	1,906,819
Net operating income	-354,164
Unrealised results on investments	8,209,714
Unrealised results on receivables	-
<b>Net result</b>	<b>7,855,550</b>

### Ongoing charges per share class\*

I-dis	3.09%
Q-cap	3.34%
Q-dis	3.34%

\* The ongoing charges reflect the total normalised expenses charged to the result, divided by the average net asset value. For the calculation of the average net asset value, each computation and publication of the share prices is taken into account. The ongoing charges are calculated over the thirteen-month period since the launch of the sub-fund and annualised to arrive at the estimated yearly ongoing charges figure.

### Per outstanding share\*

(amounts in EUR)

2020

Net assets value at year-end	114.74
Income from investments	3.12
Realised changes in investments	0.38
Operating expenses and exchange rate results	-4.18
Unrealised results	18.21
<b>Net result</b>	<b>17.43</b>

\* The amounts per share are based on the net asset value as presented in this annual report. There is a difference between the net asset value of the sub-fund presented in this annual report compared to the published share prices as per 31 December 2020 (i.e. the last price at which shares were traded in the reporting period). This is due to the investment values in the annual report being based on available information up to the date of publication, while the published share price as per 31 December 2020 was based on information available at the time of publication. As at 31 March 2021, the published share price takes into account the latest information available at that date, including all information used for the preparation of the annual report as applicable.

### Net asset value (NAV) per share\*

(amounts in EUR)

2020

I-dis	106.60
Q-cap	106.39
Q-dis	106.43

\* NAV per share is based on share prices as per 31 December 2020, i.e. the last price at which shares were traded in the reporting period.

## Return based on NAV per share \* \*\*

	1-year return***	3-year return p.a.	5-year return p.a.	10-year return p.a.	return p.a. since inception
I-dis	9.75	-4.04	0.82	–	0.92
Q-cap	9.53	-4.10	0.78	–	0.89
Q-dis	9.57	-4.09	0.79	–	0.90

\* NAV per share is based on share prices as per 31 December 2020, i.e. the last price at which shares were traded in the reporting period.

\*\* All share classes have limited history. Triodos Impact Strategies II – Triodos Food Transition Europe Fund is the successor of Triodos SICAV II – Triodos Organic Growth Fund. Returns prior to the launch date of share class are based on the returns of the comparable share class of Triodos SICAV II – Triodos Organic Growth Fund.

\*\*\* The reporting period of this annual report is 2 December 2019 to 31 December 2020. This 12-month return, which is based on the period 1 January 2020 to 31 December 2020, therefore does not reconcile with the semi-annual accounts.

For a more detailed explanation of key figures that cannot be directly derived from the financial statements, we refer to Annex A.



## Retrospective review sub-fund and market developments

In the reporting period, the sub-fund's net assets increased from EUR 42.1 million as per 2 December 2019 to EUR 51.7 million as per 31 December 2020 as a result of a positive performance and EUR 1.8 million of net inflow from investors. As per 31 December 2020, 96.0% of the net assets was invested. Despite high uncertainty in the market due to the COVID-19 crisis, the portfolio showed an increase in value compared to 2 December 2019.

### Fund data, 31 December 2020

Net assets	EUR 51.7 million
Portfolio value	EUR 49.3 million
Number of equity investments	10
Number of countries	7

The Impact Report 2020 for Triodos Food Transition Europe Fund highlights the importance and dynamics of the portfolio companies, presented by means of a description of their activities, stories, videos and numbers.

See: <https://www.triodos-im.com/impact-report/2020/sustainable-food-and-agriculture/triodos-food-transition-europe-fund>

### Investments

At the end of December 2020, Triodos Food Transition Europe Fund was invested in 10 sustainable consumer good companies in 7 different countries and across all parts of the value chain. The sub-fund invests in these portfolio companies through equity participations and is represented on their boards.

In February 2020, Groupe Natimpact, one of the sub-fund's three French portfolio companies, acquired chocolate company Bovetti. The acquisition was financed by both its existing shareholders (led by Triodos Food Transition Europe Fund) and by two regional funds managed by Crédit Agricole. These two funds share Triodos Food Transition Europe Fund's commitment to an inclusive organic industry, with positive regional impacts. The sub-fund remains the majority shareholder in Groupe Natimpact. The acquisition of Naturgie in 2019, the leading French producer of organic jams, and the recent acquisition of Bovetti, confirm Groupe Natimpact's ambition to create a federation of autonomous small and medium-sized enterprises in the field of organic and sustainable food, fostering their growth by reinforcing their commercial synergies.

In August 2020, Triodos Food Transition Europe Fund provided growth capital to the Swiss company Farmy, an online market for transparent and sustainable weekly

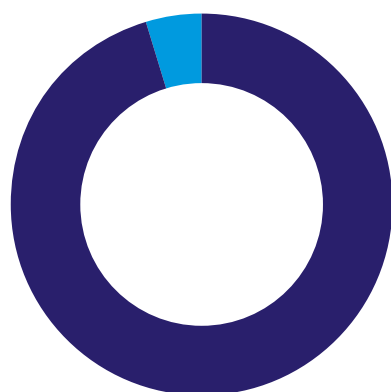
shopping directly from the producer. Farmy, founded in 2014, offers over 12,500 hand-picked products from more than 1,000 authentic producers. Its offering ranges from a wide variety of - mainly organic - fruits and vegetables, a range of cheeses from Swiss dairies, meat selections of butcher quality and produce from real bakers and confectioners to products for the pantry and drugstore items.

In 2020 the portfolio companies were confronted with COVID-19 resulting in several lockdowns. Despite the lockdowns, the portfolio of Triodos Food Transition Europe Fund generated a strong performance and proved resilient in the face of COVID-19. Portfolio companies have also become increasingly agile in capturing opportunities resulting from the pandemic, such as increasing retail (especially online) sales and developing new products. For the companies focusing on the out-of-home sector the circumstances remain challenging. The portfolio companies therefore remained focused on implementing measures such as cutting costs, applying for government subsidies, and raising liquidity from banks to become more resilient to COVID-19. Portfolio companies also continuously worked on programs to increase sales in new markets (for example, other distribution channels and exports), develop new products and use marketing efforts to push retail sales with the aim of coming out of this crisis stronger. Portfolio companies focusing on the out-of-home sector that were recovering from the first lockdown have been hit hard by the second lockdown. Positive signals here are that these portfolio companies were not only better prepared for the second wave but are also already working on getting their business ready for when the lockdown is lifted.

The sub-fund reported a significant positive performance in the reporting period, which is mainly due to the strong performance of the sub-fund's portfolio companies. In the first half of 2020, there was a high degree of uncertainty in the market as a result of the COVID-19 crisis. In the second half of 2020 the sub-fund and its portfolio companies generated a strong performance and showed resilience to COVID-19, although conditions remained challenging, especially for the companies focusing on the out-of-home sector. The portfolio companies focusing on online sales enjoyed a strong performance and registered a significant increase in sales throughout 2020. They also managed to convert the customers that they acquired during the first COVID-19 lockdown period into longer-term customers. Some portfolio companies focusing on retail sales experienced increased demand during the first two quarters of 2020, which slowed down in the third quarter primarily owing to a hoarding effect or supply chain challenges. The portfolio companies focusing on the out-of-home sector

have been considerably impacted by the lockdown of their main distribution channel. This impact has been partly mitigated by growth in retail sales and improvements in online marketing. Furthermore, they have put a great deal of effort into getting the business ready for when things return to normal, so these portfolio companies are well-prepared for the post-COVID-19 era.

### Asset allocation (% of fund's net assets) 31 December 2020



Equity investments	95.4%
Other assets	4.6%

### Majority interest

The following investment, where the sub-fund has a majority interest, is excluded from consolidation due to the availability of an exit strategy, in accordance with the interpretation of article 407c, Title 9, Book 2 of the DCC which is guided by the accounting standard (RJ 217.308.b) issued by the Dutch Accounting Standards Board.

Natimpact was created in February 2019 at the initiative of Triodos Food Transition Europe Fund and in collaboration with two experienced entrepreneurs, with the ambition to build a federation of small and medium-sized enterprises active in the organic food sector in France. Natimpact was set up as a separate entity from the sub-fund in order to serve as a platform that is able to acquire and support companies in a specific area as well as to catalyze investments from external investors in order to support its future growth. Triodos Food Transition Europe Fund currently holds a majority and controlling stake of 59.65% in Natimpact, which is expected to be diluted when the company raises funding for future acquisitions. Having completed a first acquisition with the 100% buy-out of organic jam

producer Naturgie-Favols in February 2019, Natimpact completed a second acquisition by buying chocolate producer Bovetti in February 2020. Since year end, the group has completed a third acquisition in an organic condiment and sauce producer. In the coming years, the group will pursue its buy-and-build strategy with the aim of holding 4 to 5 companies by 2024.

The following overview includes participating interests where Triodos Food Transition Europe Fund exercises or can exercise significant influence, with a shareholding of between 20% and 50%. In determining this significant influence, factors such as voting rights and board representation are taken into account, in addition to the size of the shareholding.

Investment (name)	Nature	Country
Aarstiderne A/S	Organic meal boxes	Denmark/Sweden
Naty AB	Environmentally friendly hygiene products for babies and women	Sweden
Organic Assistance	Environmentally friendly hygiene products for babies and women	The Netherlands

### Derivatives

Triodos Food Transition Europe Fund enters into forward currency contracts in order to hedge the currency risks on investments in US dollars, British pounds, Swedish kronas, Danish kroner, Swiss francs or, if possible and financially feasible, other foreign currencies. The sub-fund may not invest in or apply special techniques or instruments, other than currency hedging instruments and the sub-fund may not invest more than 50% of its net assets in un-hedged non-euro denominated investments.

In the context of currency hedging, the sub-fund may enter into forward foreign exchange contracts, call options or put options in respect of currencies, currency forwards or exchange of currencies on a mutual agreement basis, provided that these transactions are carried out either on exchanges or over-the-counter with first class financial institutions specializing in these types of transactions and being shareholders of the over-the-counter markets. The objective of the transactions referred to above presupposes the existence of a direct relationship between the contemplated transaction and the assets or liabilities to be hedged

Investment (name)	Residence	Ownership %	Nature	Any restrictions or agreement impacting dividends/repayments
Groupe Natimpact SAS	France	59,65%	Organic Food	No

and implies that, in principle, transactions in a given currency (including a currency bearing a substantial relation to the value of the Reference Currency (i.e. the currency of denomination) of the Sub-Fund - known as "Cross Hedging") may not exceed the total valuation of such assets and liabilities, nor may they, as regards their duration, exceed the period during which such assets are held or anticipated to be acquired or during which such liabilities are incurred or anticipated to be incurred.

For more Information about the use of derivatives, we refer to note 3 of the notes to the balance sheet of Triodos Food Transition Europe Fund.

### Liquidity

The liquidity (cash and cash equivalents) of Triodos Food Transition Europe Fund represented 4.4% of the sub-fund's net assets as per 31 December 2020. Additionally, the sub-fund may borrow up to 20% of its net assets, for which the sub-fund has a credit facility with Triodos Bank. Including this facility, the available liquidity amounts to up to 24.4% of the net assets. During the reporting period, the net inflow amounted to EUR 1.8 million.

## Market developments

The severe measures taken by governments to slow down the spread of the COVID-19 virus, have had a significant negative impact on economic activity in many countries. The severity of this impact depends on how long these measures need to be upheld and the monetary and fiscal actions taken to mitigate structural damage to economies. As such, the total impact of the pandemic on people, companies and the economy at large cannot be fully assessed at this stage. However, it is likely that the negative impact of this global crisis will be felt long after the virus has been contained.

The COVID-19 pandemic has emphasised the importance of a strong and reliable food supply chain. The increased awareness among consumers of where and how food is produced, has led to growing demand for healthy food and increased direct sales from farmers and local food initiatives. It has also made many consumers turn to trusted organic labels. As a result, many organic brands have seen demand explode. In the United Kingdom, after a peak increase in organic produce sales of 50% during the initial 'hoarding period' when the country closed down, sales of organic products continued to increase by more than 20% in the spring of 2020. Packaged and frozen organic food saw double-digit growth, with consumers having to prepare their meals at home due to the lockdown measures. According to the 2020 Organic Industry Survey, published on 9 June 2020 by the Organic Trade Association, the current interest in

organic products may have intensified, but their growing popularity is not new. The commitment to organic food has always resided at the intersection of health and safety. It is to be expected that this commitment will further strengthen in these unsettling times.

### Currency developments

The sub-fund aims to hedge all its non-EUR exposure and therefore has only a very limited exposure to currency developments. The proportion of unhedged non-EUR exposure for Triodos Food Transition Europe Fund represented 9.4% of the sub-fund's net assets as per 31 December 2020.

## Market developments by sector

The market has been massively disrupted by COVID-19, but although some of our businesses have suffered, overall, there are promising trends that can mean a positive outlook for the market and businesses that support innovation in the market.

- Organic food growth: The organic food sector continues to grow strongly and the global market for organic food is expected to expand at a 16% compound annual growth rate (CAGR) to over EUR 300 billion by 2024. However, the impact of COVID-19 on longer term trends is still unclear. It is possible that the sector will suffer as disposable incomes fall, but we may also see some positive behavioural shifts sustain the market. Germany and France remain the largest organic food markets.
- Closure of out-of-home market and growth of retail, in-home and delivery solutions. Prior to COVID-19, around a quarter of the total calory intake was consumed in an out-of-home setting. Supermarkets have had to make up for this gap and have seen strong sales.
- Shift to online: COVID-19 has caused a shift to online grocery shopping, but we expect many of the trends to stay. This is very important for our businesses and a key point of Due Diligence in the future. Even if a business is not primarily an online business, it is still likely to need a strong online presence in future.
- Rise in veganism, vegetarianism and flexitarianism. The number of people eating partially or entirely plant-based diets has grown. This is now reflected in the rapidly expanding interest in plant-based foods and protein alternatives. The Good Food Institute estimated that in March of 2020 plant-based meat sales were 454% higher than in the previous year.
- Growing number of challenger and lifestyle food brands. We are seeing increasing numbers of brands that challenge the existing food system and aim to build a strong community among consumers.



- Rapidly growing focus on food waste. There is increasing awareness among consumers and governments regarding the implications of the levels of food waste. Significant legislation is coming into force to reduce the impact of waste and packaging, which is expected to have a major impact on the market.

## Outlook

The global COVID-19-pandemic has revealed major weaknesses, inequities, and system-wide risks in our global food systems, giving renewed urgency to the need to foster pathways to greater food system sustainability and resilience. In its strategic vision document Towards ecologically and socially resilient food and agriculture systems, Triodos calls for a radical systemic transition from the current production-focused systems towards a system that is ecologically and socially resilient and based on balanced ecosystems, a healthy society and inclusive prosperity.

The challenge for future food and agriculture systems is not only to produce food in sufficient quantities. The focus should also be on producing food of sufficient quality: food that is nutritious, safe, healthy, and that delivers fair pay for farmers. Triodos Food Transition Europe Fund was set up with the mission to support sustainable consumption businesses and increase the availability of organic products in Europe. Over the past 6 years, we have made 12 investments, including 10 in the food sector, which has helped us build a strong expertise across the food value chain. In light of the urgency to support a systemic shift, it has become clear that our fund needed to redefine its focus and put the food transition at its core. What this effectively means for the sub-fund's investment strategy is described below.

We need to diversify our investments across maturities. While it is essential to support well-established sustainable front-runners, the urgency of the food transition requires transformative solutions carried by fast-growing companies (such as TIPA, HARI & CO or FARMY). Going forward, the sub-fund will aim to build and maintain a balanced portfolio of mature and profitable businesses and fast-growing scale-ups. With our specialized focus on the food transition we are building a stronger approach to impact measurement and management that will benefit investees. Consequently, other sustainable consumer segments, such as textiles or cosmetics, will no longer be the focus of the sub-fund. Addressing all the challenges in our food and farming systems by promoting certified organic agriculture alone will not be sufficient. Feeding the world by means of organic farming, or by means of conventional farming, will be impossible without rebalancing the proportion of animal-sourced foods in our diets or reducing food waste.

Translating those challenges into priorities for our fund, we have defined four main areas of focus going forward:

- Organic and sustainable food production companies
- Shift to healthy diets
- Fair chain solutions
- Food waste solutions and circular models

Overall, the portfolio has shown both a strong performance and resilience to COVID-19 in 2020. The portfolio companies have become increasingly agile in capturing opportunities resulting from the pandemic, such as increasing retail (especially online) sales and developing new products. Furthermore, their resilience to COVID-19 has been significantly increased by a focus on implementing measures such as cutting costs, like decreasing cost levels, applying for government subsidies and raising liquidity from banks. Partly due to COVID-19, we are seeing challenges in supply chains globally. This may continue into 2021. Based on the favourable developments at the portfolio companies and the positive market trends for sustainably sourced, healthy and organic food, the outlook for the sub-fund for 2021 is positive.

In the past two years, the sub-fund has invested a total amount of EUR 21.1 million in five new portfolio companies. In the past few months, the investment team has focused on supporting and monitoring all portfolio companies in these unprecedented times, but deal sourcing activities nevertheless continued. In August 2020 the sub-fund closed its latest investment and as a result the sub-fund is now fully Invested.

Now perhaps even more than ever, our investments have the potential to truly make a difference, contributing to creating an inclusive, resilient and sustainable food system. Therefore, we continue to provide capital to those companies that can support this transition. The investment team is fully staffed and there are no plans to expand the investment team in the foreseeable future.

Triodos Food Transition Europe Fund has a full pipeline and the team is actively nurturing several interesting new portfolio candidates. In order to be well-positioned to finance new investments, Triodos Food Transition Europe Fund aims to raise new funding from both current and new investors.

### The EU Sustainable Finance Disclosure Regulation

The EU Sustainable Finance Disclosure Regulation (SFDR) has come into force, as per 10 March 2021. This regulation stems from the sustainable finance action plan, which aims to stimulate sustainable investments in the EU in order to help achieve the climate goals of the Paris Agreement and the European Green Deal. Triodos Food Transition Europe Fund has a sustainable investment objective as set out in article 9 of SFDR.

## Risk management

As manager of the sub-funds, Triodos Investment Management ensures adequate management of the relevant risks. To this end, the manager has set up an integrated risk management system. This includes the sub-fund's risk management policy and the manager's integrated risk management framework.

Risk management has been set up in accordance with the three-lines-of-defence model. The first line (the manager's executive function), the second line (the risk management function) and the third line (the internal audit function) operate independently of each other. The risk management function in the second line and the internal audit function in the third line are functionally and hierarchically separated from the sub-fund's management.

For the financial risks, reference is made to the section "Financial risks". The non-financial risks consist of 'operational risks' and 'compliance risks'. Operational risks are risks of financial losses due to inadequate or failing internal processes, people and systems, or due to external events. Compliance risks are risks related to failure to comply with applicable laws and regulations. These risks are identified, assessed, managed and monitored on an ongoing basis through appropriate procedures and reports. These risks are assessed on the basis of a pre-defined and quantified risk appetite based on the risk appetite at Triodos group level.

### Risk management function

Triodos Investment Management has a Risk & Compliance application that enables integrated management of all risk related issues. This includes our integral risk management system, our internal 'Control Testing' and its outcomes, and our procedures relating to risk event management. In addition, the results of risk and control self-assessments are recorded, as well as the translation of the results of these sessions into the integrated risk management system. The application provides a central capture ('audit trail') for all of the above. Knowledge sessions and awareness training sessions are organised for new employees..

### Isae 3402 report

The objective of an ISAE 3402 report is to provide assurance to external parties on the quality of the internal control measures relating to the services provided by the Fund Manager. There are two types of ISAE 3402 report. A type I ISAE 3402 report assesses

the design and implementation of control measures. A type II ISAE 3402 report not only assesses the design and implementation of control measures, but also the operational effective functioning of these control measures during the period audited.

Triodos Investment Management obtained on 12 March 2021 an unqualified opinion on its ISAE 3402 type II report covering the period from 1 January 2020 up to 31 December 2020.

### Solvency

Triodos Investment Management complies with the minimum solvency requirements imposed on managers of investment institutions in accordance with the Dutch Decree on prudential rules under the Financial Supervision Act (BPR), AIFMD and the Dutch Civil Code. This makes Triodos Investment Management a robust party that can absorb setbacks to a sufficient extent.

### Statement on business operations

Triodos Investment Management has assessed various aspects of its business operations during the past financial year. Based on this, Triodos Investment management declares that it has a description of the set-up of the business as referred to in article 115y(5) of the Bgfo (Besluit Gedragstoezicht financiële ondernemingen - Decree on Conduct of Business Supervision of Financial Undertakings under the Wft), which meets the requirements stipulated in Sections 3:17(2)(c), and 4:14(1) of the Wft.

Triodos Investment Management has not found that the business operations are not effective and do not function in accordance with the description. Triodos Investment Management declares with a reasonable degree of certainty that the business operations functioned effectively and in accordance with the description during the reporting year 2020. More information in relation to the management of operational risks, we refer to the annual report of Triodos Investment Management.

## Financial risks

The sub-funds aim to achieve positive returns on investments irrespective of market movements. However, there can be no assurance that the investment policy will be successful or that the sub-funds will achieve their investment objectives. There are certain risks to be considered. Most risks are common and applies to both sub-funds. Some specific risks only apply to Triodos Energy Transition Europe Fund. Reference is made to the table below for the overview of risks, common and specific.

	Triodos Energy Transition Europe Fund	Triodos Food Transition Europe Fund
<b>Sub-fund's common risks</b>		
Credit risk	X	X
Counterparty risk	X	X
Concentration risk	X	X
Market risk	X	X
Valuation risk	X	X
Currency risk	X	X
Liquidity risk	X	X
<b>Sub-fund's specific risks</b>		
Project risk	X	
Interest rate risk	X	

Triodos Investment Management has established an Impact & Financial Risk Committee (IFRC) which is responsible for monitoring the financial risks, and compliance with limits and other restrictions, of the sub-funds and meets on a quarterly basis. The IFRC also develops a vision, guidelines and advice on the risks faced by the sub-funds.

In order to provide shareholders with the best possible information, the prospectus describes all above risks to which the sub-funds are exposed. The prospectus also describes the risk appetite in the Risk and Risk Management sections. These documents are published on [www.triodos-im.com](http://www.triodos-im.com) on the page of the sub-fund under 'documents'.

### Credit risk

The Fund is exposed to credit risk. Credit risk is the risk that one party to a financial instrument will cause a financial loss for the other party by failing meet its interest and repayment obligations, therefore having a negative impact on the sub-fund's profits and net assets. Credit risk - based on the definition of reporting

requirements - applies over the entire balance sheet. From an economic perspective, the main concentration to which the Fund is exposed to credit risk arise from the debt portfolio, the derivative financial assets and the cash and cash equivalents. The debt portfolio almost exclusively provides risk-bearing financing, often without mortgage or other collateral. The maximum exposure to credit risk before any credit enhancements at 31 December is the carrying amount of the financial assets as set out below:

Amounts in euro's	2020
Debt instruments	23,945,562
Derivatives	61,262
Cash and cash equivalents	74,099,524
Other financial assets	–
	<b>98,106,348</b>

The Fund's policy to manage credit risk is based on managing both counterparty and concentration risk (see below) and by taking cash collateral in case of derivative financial assets. The Fund Manager also manages the credit risk by monitoring, on frequency of publication of the NAV, the arrears on interest and repayment obligations to ensure that adequate actions are taken on overdue payments.

### Counterparty risk

The sub-funds are susceptible to the risk that counterparties of the sub-funds will default on their obligations as a result of inter alia a moratorium of payment or involuntarily liquidation. Amongst others, such counterparties include the Depositary and third parties that as part of custodial services provided have custody of assets of the sub-fund. Counterparty risk can arise from derivatives positions (Triodos Food Transition Europe Fund), bank deposits and investments in money market funds. By only allowing counterparties with a high credit rating as eligible counterparties for transactions regarding money market funds, derivatives (Triodos Food Transition Europe Fund) and deposits, the counterparty risk is mitigated. Counterparty risk is monitored through both internal and external credit ratings.

The counterparty risk is also reduced by the restriction that the sub-funds may only invest up to the higher of EUR 15 million (Triodos Food Transition Europe Fund) or 20% (both sub-funds) of its net assets in securities and financing instruments issued by the same entity



/ investee. In regard of derivative financial assets, the counterparty risk is reduced by exchanging cash collateral with the counterparty. The amount of cash collateral to exchange is monitored on a daily basis.

## Concentration risk

Triodos Energy Transition Europe Fund has a very specific, sector-based investment focus on renewable energy. The associated typical risks of this sector will be spread to a limited extent only. The concentration risk is managed for Triodos Food Transition Europe Fund by applying an investment limit of up to the higher of 15 million or 20% of its net assets for securities and financing instruments issued by the same investee. For Triodos Energy Transition Europe Fund the risk is mitigated by applying an investment limit of 20% of its net assets for securities and financing instruments issued by the same investee.

To ensure post trade compliance with the Fund prospectus, adherence to the prospectus limits on sub-fund level is checked ex-post by the Fund Manager, at least on the frequency of publication of the NAV. To ensure only investments are made that are in line with the Fund prospectus and in accordance with the investment strategy, the investment proposals are decided on by the Investment Committee. The Fund Manager checks the exposures included in the proposal with the limits set in the Fund prospectus.

The sub-funds may:

- invest up to 100% of its net assets in securities not listed on a stock exchange nor dealt on a Regulated Market;
- invest up to the higher of EUR 15 million (Triodos Food Transition Europe Fund) or 20% (both sub-funds) of its net assets in securities and financing instruments issued by the same entity / investee;
- acquire up to 100% of the securities and the financing instruments issued by the same entity / investee;
- invest up to 25% of its net assets in project development type of activities (Triodos Energy Transition Europe Fund);
- invest up to 25% of its net assets in companies active in the energy transition, with a maximum of 5% of net assets per investee (Triodos Energy Transition Europe Fund);
- invest up to the higher of EUR 7.5 million (Triodos Food Transition Europe Fund) or 10% (both sub-funds) of its net assets in entities based in non-European countries (this does not include EFTA countries and the United Kingdom which are to be considered as part of Europe);

- invest up to 40% of Triodos Energy Transition Europe Fund's net assets in non-euro denominated investments;
- invest up to 10% of Triodos Energy Transition Europe Fund's net assets in other investment institutions;
- invest up to the higher of EUR 30 million (Triodos Food Transition Europe Fund) or 40% (both sub-funds) of its net assets in one country, with the exception of the Netherlands for Triodos Energy Transition Europe Fund, where Triodos Energy Transition Europe Fund may invest up to 50% of its net assets;
- invest up to 50% in un-hedged exposures of non-euro currencies (Triodos Food Transition Europe Fund) or 20% of its net assets in un-hedged exposures of a single non-euro currency (Triodos Energy Transition Europe Fund).

In case a passive breach on any of the investment restrictions would occur, the Fund Manager will act in the best interest of the shareholder.

## Market risk

Market risk is the risk that the value of an investment will fluctuate as a result of fluctuations in external factors such as exchange rates (currency risk), interest rates (interest rate risk), market prices (market price risk) and inflation. Many factors can affect the market value of the assets invested in by the sub-fund. Not only factors inherent to the pertinent issuing company or investment institution or the sector in which it operates may influence that value; geopolitical developments and national developments may also have that effect. Investments by a sub-fund may be geared towards an expected upswing of or downswing in the value of a security. If the markets move the other way, the value of a sub-fund may be negatively affected.

The sub-fund(s) invest in risk-bearing assets, that are usually unsecured and that do not offer collateral (or offer second ranked collateral after the Senior debt lenders). It also invests in project companies that are often highly leveraged. Shares issued by the project companies (and partially owned by the sub-fund) may therefore be pledged to the bank providing the Senior debt to these project companies.

The return on the underlying investments may only be generated or become available after a number of years, or after the partial or total sale of those investments. In case of a major default by the project the (expected) return may never be generated at all.

Insufficient access to new funding from investors may keep the sub-fund from competitive bidding. In the event of insufficient projects to invest in, the overall return suffers as a result of holding a high proportion of cash.

The Fund Manager closely monitors the relevant markets of the investment portfolio. The Fund Manager will engage with co-owners and management to ensure that investees implement the most appropriate strategies for successful long-term sustainable business development and performance. In addition, the 'credit risk' restrictions which are described above also mitigate the Fund's exposure to certain market risks (e.g. currency risk).

The 99% Value-at-Risk (VaR) of both sub-funds are 13.15% (Triodos Energy Transition Europe Fund) and 13.35% (Triodos Food Transition Europe Fund) meaning that if the VaR is for example 5%, there is a chance of 1% that the loss caused by adverse negative market developments over a period of 1 year will exceed 5% of the sub-fund's net asset value.

#### **Valuation risk**

As the sub-funds invest almost exclusively in assets not listed on any stock exchange, or assets not traded on a Regulated Market, its investments may not have readily available prices and may be difficult to value. In order to determine the value of these investments, the sub-funds will employ a consistent, transparent and appropriate valuation methodology, based on the International Private Equity and Venture Capital Valuation Guidelines ("IPEV"), as published by the IPEV Board and endorsed by Invest Europe. To the extent that this methodology relies on periodic market-based data and peer group comparisons, the valuation of the sub-funds' assets may fluctuate with the variations in such data. In addition, there is no guarantee that the valuations applied at the time of investment will allow for the build-up of business value or be able to provide returns to investors.

The Fund Manager has implemented an extensive framework including valuation methodology and procedures. In this way the Fund Manager of the sub-funds guarantees an independent, sound, comprehensive and consistent valuation method. The framework describes general requirements for the selection, implementation and application of the valuation methodology and techniques for all investments and ensures consistent procedures. In doing so, account is taken of the varied nature of the investments and the related "market practice" to value these investments. The framework also ensures a consistent approach to the valuation process, the independent valuation committees and in some cases the use of external valuation experts.

#### **Currency risk**

Currency risk is the risk that changes in exchange rates may have a negative impact on the sub-fund's results and net assets. The functional and reporting currency for the sub-funds is the euro, whereas investments may be denominated in other currencies. Exposure to volatile exchange rates can affect the value of the investments and thus the sub-fund's assets. The sub-funds are therefore exposed to currency risk. The currency risk is mitigated by restrictions on the relevant exposures and by using hedging instruments (Triodos Food Transition Europe Fund). The Investment Committee of the Fund Manager decides, based on a proposition in the investment proposal, whether an investment needs to be hedged for non-fund currency exposure and decides on the criteria to do so.

The sub-funds may invest up to 10% (both sub-funds) or EUR 7.5 million (Triodos Food Transition Europe Fund), whichever is higher, of its net assets in non-hedged, non-euro-denominated investments. Triodos Food Transition Europe Fund aims to hedge all its non-euro-denominated investments.

The exchange rates used per 31 December 2020 are disclosed as part of the general accounting principles. The impact of currency risk is also part of the Value-at-Risk calculations, which are already disclosed under market risk.

#### **Liquidity risk**

Liquidity risk is the risk that the sub-fund does not have sufficient liquid assets available to meet its obligations, particularly to investors. For an adequate management of the liquidity of the sub-funds, the Fund Manager has set up a liquidity management framework in accordance with the AIFMD Rules to:

- ensure that liquidity risk is appropriately measured, monitored and managed at the sub-funds;
- assess the risk of insufficient liquidity by regularly conducting tests under normal and exceptional (stress test) liquidity conditions;
- provide adequate escalation measures in case of liquidity shortage or distressed situations (liquidity contingency plan);
- ensure coherence of the sub-funds' investment strategy, liquidity profile, and redemption policy.

The sub-funds invest almost exclusively in assets not listed on any stock exchange, or assets not traded on a Regulated Market. The investments are therefore relatively illiquid. Despite the Fund Manager's best efforts to honour redemption requests, there is no guarantee that there are sufficient funds to pay for the

redemption of shares of the sub-fund and there is no guarantee that the redemption can take place at the requested date. In case the Fund Manager will be required to sell assets in order to pay for the redemption of shares, there is a risk of the Fund Manager not being able to retain the most favourable price.

The following measures can be taken to mitigate the liquidity risk:

- The sub-funds aim to maintain sufficient buffers in the form of cash or cash equivalents or to offer sufficient other guarantees. The cash buffers are determined every month based on historical inflow and outflow, projections of the inflow and the results of certain stress tests;
- The sub-funds may decide to temporarily close for redemptions or subscriptions by suspending or restricting the purchase and issue of shares of the sub-funds.

In 2020, the sub-funds have received dividend income on a periodic basis. Liquidity was adequate for the sub-funds to meet its payment obligations and facilitate the subscriptions to and redemptions of its shares. Additionally, Triodos Food Transition Europe Fund has had a stand-by credit facility of 20% of net assets (with a maximum amount EUR 11 million) since November 2019. On 31 December 2020, the Triodos Food Transition Europe Fund held 24.8% equivalents including this stand-by facility and Triodos Energy Transition Europe Fund 47.0% of its net assets in cash and cash equivalents including this stand-by facility.

To mitigate this risk the Fund Manager closely monitors the liquidity position of the sub-fund. In addition, each sub-fund follows published cut-off times for redemption orders:

Sub-fund	Cut-off date	Valuation Date
TETEF	Every Wednesday, 16:00	Every Thursday (the day following the redemption request)
TFTEF	45 Business Days prior to the Quarterly Valuation, 16:00	The last Business Day of each calendar quarter

## Project risk (TETEF)

The project risk is constituted by the fact that the amount of electricity produced is determined by various uncertain factors, such as wind speed, rainfall and sunlight, which depend on the location of each project. In addition, technology risk (e.g. the actual performance of wind turbines and solar panels) can affect the amount

of electricity produced. Where the sub-fund invests in projects that are not yet operational, it is also exposed to a construction risk at the project level. In order to minimize the project risk, the sub-fund works with experienced counterparties. Before the sub-fund invests in a project, the technical design and the yield estimate are verified by an independent technical advisor. In the operational phase, the sub-fund works with experienced commercial managers who manage and report on the performance of the project. This risk is further mitigated by geographically diversifying the portfolio, by working with multiple developers and by varying the key technology suppliers (turbines, modules, inverters). The sub-fund limits the investment in projects to a maximum of 25% of the sub-fund's net assets. The limit in consent phase type of assets is included in one development limit (25%) in companies active in the energy transition, with a maximum of 5% of the sub-fund's net assets per investee.

## Interest rate risk (TETEF)

Interest rate risk is the risk that unfavourable interest rate changes on the financial markets will have a negative impact on the profit and net asset value of the sub-fund. The performance of the sub-fund is susceptible to interest rate movements on capital markets. This is due to the valuation method, according to which the net present value of expected cash flows is calculated by incorporating a rolling average market interest rate in its discount factor. In principle, rising interest rates have a negative impact and falling interest rates have a positive impact on the valuation of underlying investments. However, the positive impact of decreasing interest rates is capped, as the valuation method is based on a minimum discount rate.

The Fund Manager closely monitors the interest rates relevant for the valuation of the sub-fund's investments by measuring, among others, the Macaulay and modified durations of the investment portfolio.

## Remuneration policy

Triodos Bank and Triodos Investment Management believe good and appropriate remuneration for all its co-workers is very important. The core elements of the international remuneration policy of Triodos Bank are set out in the Principles of Fund Governance, which can be accessed via [www.triodos-im.com](http://www.triodos-im.com). The wage system used by Triodos Bank and as per January 1, 2019, also used by Triodos Investment Management does not include bonuses or share option schemes. Financial incentives are considered an inappropriate way to motivate and reward co-workers. Variable remuneration is therefore limited. The Management Board of Triodos Investment Management annually assesses the remuneration policy. Identified staff include all co-workers who may influence the risk profile of the sub-funds. Besides the members of the Management Board of Triodos Investment Management, these include the fund managers and the managers of support departments.

In 2020, the total remuneration of the 207 co-workers working for Triodos Investment Management amounted to EUR 19,570,937 (2019: 186 co-workers, EUR 18,199,737). The increase in remuneration of 2020 versus 2019 can entirely be explained by a combination of a yearly increase in wages, a Collective Labour Agreement (CLA) impact and an increase of co-workers. In addition, the remuneration of one entity (Women's World Banking) is included in the remuneration of Triodos Investment Management since 2020 due to the liquidation of Triodos Investment Advisory Services (TIAS) in 2020. TIAS was a sister company of Triodos Investment Management.

Based on Article 22(2) of the AIFMD and section XIII (Guidelines on disclosure) of the 'ESMA Guidelines on sound remuneration policies under the AIFMD', AIFMs are required to at least disclose information about their remuneration practices for co-workers whose professional activities have a material impact on its risk profile (so-called 'identified staff'). The tables below and on the next page provide an overview of the total remuneration, broken down into fixed and variable remuneration, and the remuneration of the senior management and the identified staff. The cost allocation model of the AIFM is used for the allocation of staff to the sub-funds. As of 2018, indirect expenses are allocated using a key three components approach (FTE, income and Assets under management). As these tables are intended to show the remuneration of co-workers, all other costs incurred by the AIFM, such as housing, workplace and travel costs and the cost of outsourced activities and external consultants, are excluded. The amounts shown in the tables include income tax, social security contributions, pension contributions and tokens of appreciation.

Triodos Investment Management may provide additional bonuses to co-workers up to a maximum of one month's salary. These so-called tokens of appreciation are for extraordinary achievements and are at the discretion of management in consultation with Human Resources. Such a token is not based on pre-set targets and is always offered in retrospect. This very modest amount is the same for all co-workers, with a maximum of EUR 500 (gross) per co-worker. This amount may be paid in cash or in Triodos Bank N.V. depository receipts. An annual collective token of appreciation may be paid for the overall achievements and contribution of all co-workers. In 2020 and 2019, no collective end-of-year token of appreciation were awarded. In 2020 and 2019, there are no co-workers at Triodos Investment Management with a total remuneration of EUR 1 million or more. Triodos Energy Transition Europe Fund and Triodos Food Transition Europe Fund do not have any co-workers.



## Triodos Investment Management

(remuneration in EUR)	Co-workers at AIFM		'Identified staff' in senior management positions		Other 'Identified staff'	
	2020	2019	2020	2019	2020	2019
<i>Number of staff</i>	207	186	6	9	18	24
<i>Average FTEs</i>	180.1	158.3	6.7	8.8	16.3	20.2
Fixed remuneration	19,546,066	17,696,169	1,365,032	1,817,487	2,467,729	2,898,463
Variable remuneration	24,871	503,568	–	396,376	12,361	15,941
<b>Total remuneration</b>	<b>19,570,937</b>	<b>18,199,737</b>	<b>1,365,032</b>	<b>2,213,863</b>	<b>2,480,090</b>	<b>2,914,404</b>

## Triodos Energy Transition Europe Fund

(remuneration in EUR)	Co-workers directly involved in Triodos Energy Transition Europe Fund		'Identified staff' in senior management positions		Other 'Identified staff'	
	2020	2019	2020	2019	2020	2019
<i>Number of staff</i>	26	–	6	–	6	–
<i>Average FTEs</i>	13.1	–	0.5	–	1.4	–
Fixed remuneration	1,487,116	–	94,642	–	209,639	–
Variable remuneration	802	–	–	–	3	–
<b>Total remuneration</b>	<b>1,487,918</b>	<b>–</b>	<b>94,642</b>	<b>–</b>	<b>209,642</b>	<b>–</b>

## Triodos Food Transition Europe Fund

(remuneration in EUR)	Co-workers directly involved in Triodos Energy Transition Europe Fund		'Identified staff' in senior management positions		Other 'Identified staff'	
	2020	2019	2020	2019	2020	2019
<i>Number of staff</i>	21	–	6	–	7	–
<i>Average FTEs</i>	8.2	–	0.3	–	1.2	–
Fixed remuneration	950,588	–	70,051	–	253,849	–
Variable remuneration	383	–	–	–	2	–
<b>Total remuneration</b>	<b>950,971</b>	<b>–</b>	<b>70,051</b>	<b>–</b>	<b>253,851</b>	<b>–</b>

## Remuneration report under EU Directive 2017/828

As of January 1, 2020, EU Directive 2017/828 on Shareholder Involvement has been implemented in Book 2 of the DCC (Dutch Civil Code), which includes rules with regard to the remuneration policy of the management board. Article 135b, Book 2 of the DCC stipulates that an annual remuneration report must be drawn up, which also applies to investment institutions. Because Triodos Investment Management, as manager of the Fund, already complies with the remuneration rules of the Financial Supervision Act (Wft) and reports on this annually since the legal obligation, the Fund has not drawn up a remuneration report. The legislator prepared (under consultation) a legislative amendment whereby investment institutions managed by managers falling under the Wft are exempted from the legal obligation to draw up a remuneration report.

Zeist, 29 April 2021

Fund Manager Triodos Energy Transition Europe Fund  
Vincent van Haarlem

Fund Manager Triodos Food Transition Europe Fund  
Isabelle Laurencin

The Management Board of Triodos Investment  
Management  
Jacco Minnaar (Chair)  
Kor Bosscher (Managing Director Risk & Finance)  
Dick van Ommeren (Managing Director)

## Report of the Supervisory Board

The Supervisory Board of Triodos Impact Strategies II signed these annual accounts in accordance with legislation and the articles of association of the Fund. For Triodos Energy Transition Europe Fund, the financial year 2020 closed with a net result of EUR 0.2 million. For Triodos Food Transition Europe Fund, the financial year 2020 closed with a net result of EUR 4.1 million. The Supervisory Board proposes to the General Meeting of Shareholders to grant discharge to the Management Board and the Supervisory Board for the performance of their duties in this financial year and to adopt the annual accounts of 2020.

The Supervisory Board met five times during the reporting period. It has discussed, among other things, the impact of the COVID-19 pandemic on both sub-funds. Furthermore, the Supervisory Board discussed with the fund manager the increased uncertain macroeconomic conditions and the impact on the investments of the sub-funds. During the meetings, the Supervisory Board was informed about the in- and outflow and the liquidity of both sub-funds. Special attention was paid to the high liquidity position of Triodos Energy Transition Europe Fund, which had difficulties in finding projects to invest in.

In each of the meetings, the Supervisory Board discussed the development and investment results of the sub-funds with the fund manager. During each of the meetings there was specific focus on the size of Triodos Food Transition Fund and what is needed to realise extra inflow to realise growth of the sub-fund. The Supervisory Board also obtained quarterly information on changes in legislation and the risk management of the sub-funds. During the annual education day, the main topic was the vision of Triodos on the food transition. During this education day, the Supervisory Board also paid attention to market developments, the impact of COVID-19 on the sub-funds and Triodos Investment Management, and the positioning of the Triodos funds. In addition, the Supervisory Board was involved in the search for a vacancy of a new Chairman of the Supervisory Board.

The composition of the Supervisory Board of Triodos Impact Strategies II has not changed in 2020. The Supervisory Board is satisfied with the policy pursued by the Fund Manager and the way the Supervisory Board has exchanged ideas with the Fund Manager during the year.

Zeist, 29 April 2021

Jacqueline Rijdsdijk (Chair)  
Elfrieke van Galen  
Gerard Groener  
Henk Raué  
Jan Willem van der Velden

# Financial Statements (Combined)

(combined)

## Balance sheet

Before profit appropriation (amounts in euro's)	Note*	31-12-2020
<b>Investments</b>		
Equity instruments	1	103,157,938
Debt instruments	2	23,945,562
Derivatives (positive)	3	331,230
<b>Total investments</b>		<b>127,434,730</b>
<b>Receivables</b>		
Debtors	4	1,543,712
Issue of own shares	5	496,117
Other receivables	6	372,012
<b>Other assets</b>		
Formation costs	7	1,434,000
<b>Cash and cash equivalents</b>	<b>8</b>	<b>74,099,524</b>
<b>Current liabilities</b>		
Investment management fees payable		1,796,024
Redemption of own shares	4	63,560
Accounts payable and accrued expenses	9	713,045
Derivatives (negative)	3	269,968
<b>Receivables and other assets less current liabilities</b>		<b>75,102,768</b>
<b>Assets less current liabilities</b>		<b>202,537,498</b>
<b>Equity</b>		
	<b>10</b>	
Issued and paid-up capital		4,890,916
Agio		189,615,591
Revaluation reserve		16,151,617
Legal reserves		1,434,000
Other reserves		-17,585,617
Unappropriated profit		8,030,991
<b>Total equity</b>		<b>202,537,498</b>

\* See the notes to the balance sheet, profit and loss account and cash flow statement.



(combined)

## Profit and loss account

(amounts in euro's)	Note*	02-12-2019 – 31-12-2020 <sup>1</sup>
<b>Direct results from investments</b>		
Dividend		7,156,755
Interest		2,929,408
Other income	11	80,433
		<b>10,166,595</b>
<b>Indirect results from investments</b>		
Realised changes in value of investments	12	
Equity instruments		237,770
Debt instruments		-182,640
Derivatives		-24,219
		<b>30,911</b>
<b>Unrealised changes in value of investments</b>		
	13	
Equity instruments		4,918,297
Debt instruments		-770,913
Derivatives		61,262
		<b>4,208,646</b>
Other operating income		101,999
		<b>101,999</b>
<b>Total income</b>		<b>14,508,151</b>
<b>Operating expenses</b>		
Amortisation of formation expenses		396,000
Investment management fees	14	4,050,957
Administrative and depositary fees		221,358
Audit and advisory fees		340,219
Other interest paid		486,828
Other expenses	15	934,257
<b>Total operating expenses</b>		<b>6,429,620</b>
<b>Operating result</b>		<b>8,078,530</b>
Exchange rate results		-47,539
<b>Result before taxes</b>		<b>8,030,991</b>
Income tax	16	–
<b>Result for the year</b>		<b>8,030,991</b>

\* See the notes to the balance sheet, profit and loss account and cash flow statement.

<sup>1</sup> The reporting period of the financial statements is the first reporting period of Triodos Impact Strategies II and comprises the extended period 2 December 2019 until 31 December 2020.

(combined)

## Cash flow statement

(amounts in euro's)	Note*	02-12-2019 – 31-12-2020 <sup>2</sup>
<b>Cash flow from investment activities</b>		
Result ex. exchange rate differences		8,078,530
Adjustment to reconcile the result to the cash flow generated by the investment activities:		
Realised changes in value of investments		-30,911
Unrealised changes in value of investments		-4,208,646
Purchases of investments		-31,935,468
Sale of investments		10,674,501
Redemptions of debt instruments		16,092,099
Costs directly charged to equity		-1,434,000
<b>Movement in assets and liabilities</b>		
Movement in receivables from investment activities		670,770
Movement in liabilities arising from investment activities		2,471,877
<b>Net cash flow from investment activities</b>		<b>378,752</b>
<b>Cash flow from financing activities</b>		
Received upon issue of own shares		74,507,966
Repurchase of own shares		-39,761,777
Dividend paid		–
<b>Net cash flow from financing activities</b>		<b>34,746,189</b>
Change in cash and cash equivalents		35,124,941
Cash and cash equivalents at the beginning of the reporting period		39,022,122
Exchange rate differences		-47,539
<b>Cash and cash equivalents at the end of the reporting period</b>	<b>8</b>	<b>74,099,524</b>

\* See the notes to the balance sheet, profit and loss account and cash flow statement.

<sup>2</sup> The reporting period of the financial statements is the first reporting period of Triodos Impact Strategies II and comprises the extended period 2 December 2019 until 31 December 2020.

(combined)

## General notes to the financial statements

### Legal structure

Triodos Impact Strategies II N.V. (“the Fund”) has been incorporated on 10 September 2019 under the Laws of the Netherlands as an investment company with variable capital as referred to in article 2:76a DCC. Triodos Impact Strategies II N.V. is an alternative investment fund (AIF) subject to the requirements of Directive 2011/61/EU of June 8, 2011 on Alternative Investment Fund Managers, as implemented in the Netherlands in the Dutch Financial Supervision Act (Wft). Triodos Impact Strategies II N.V. is regulated by the AFM. The registered office of Triodos Impact Strategies II N.V. is at Nieuweroordweg 1, 3704 EC Zeist. The Fund is registered in the Trade Register of the Dutch Chamber of Commerce under number 75806754.

The Fund has an umbrella structure which means that the share capital of the Fund is divided into different series, with each active series qualifying as a sub-fund. For regulatory purposes, each sub-fund is regarded as a different and separate composition of assets and liabilities under the Wft (meaning that for purposes of the Wft any losses of a sub-fund can have no effect on the results of another sub-fund, as the creditors of a sub-fund have no actions against another sub-fund). A Share Class is however not regarded as a separate set of assets and liabilities, meaning that the results of one Share Class can under certain circumstances be negatively impacted by the result of another Share Class within the same sub-fund

As the energy and food transition continue to accelerate, Triodos Investment Management (the Fund Manager) has identified the need to more effectively and accurately convey the impact investment approach used by its sub-funds. Acting on this awareness, the sub-funds have been renamed to more closely align with their investment strategies on 19 December 2020. Triodos Renewables Europe Fund was renamed to Triodos Energy Transition Europe Fund. Triodos Organic Growth Fund was renamed to Triodos Food Transition Europe Fund.

Triodos Energy Transition Europe Fund and Triodos Food Transition Europe Fund (hereafter: the sub-funds) have been set-up as sub-funds of Triodos Impact Strategies II N.V. and have an open-end fund structure. Triodos Energy Transition Europe Fund has euro-denominated share classes for retail and professional investors, one of which is listed on Euronext Fund Services. Triodos Food Transition Europe Fund has euro-denominated share classes for professional and certain qualified private investors. None of its share classes are listed on any stock exchange.

### COVID-19

The year 2020 was dominated by the unprecedented influence of the COVID-19-pandemic. Triodos Investment Management took steps to ensure the well-being and safety of its co-workers as well as the operational resilience during this situation.

Triodos Investment Management has intensified the monitoring of all countries and investments in the portfolio of both sub-funds in the past year. All available data is combined into a crisis-dashboard that allows daily monitoring of the impact of COVID-19 on the portfolios to enable the Fund Manager to act on developments if needed.

The worldwide vaccination program has started. However, the development of the COVID-19 pandemic will continue to require attention in managing the Fund moving forward. Local COVID-19 outbreaks may occur, and restrictions may be intensified. Thorough risk assessments of companies and issuers, and closely monitoring portfolios will support Triodos Investment Management's investment decisions.

(combined)

## Administrator, fund agent, listing agent, paying agent and transfer agent

CACEIS has been appointed as Administrator, Fund Agent, Listing Agent, Paying Agent, Transfer Agent and Depository and is charged among other things with:

- calculating the Net Asset Value and conducting the financial administration of the Fund and the sub-funds;
- with assessing and accepting or rejecting sale and purchase orders in respect of shares listed on Euronext Amsterdam, as entered in the Euronext Amsterdam order book on behalf of the (sub-)Funds;
- all activities relating to the listing of the Listed Shares on Euronext Amsterdam;
- with maintaining the Register of Shareholders and the processing of the issue (registration) and redemption orders of the off-exchange Shares and settlement arrangements thereof.

## Depository

BNP Paribas Securities Services S.C.A., acting through its Amsterdam branch, acts as the depository of the Fund within the meaning of the AIFM Directive and is appointed by the Fund Manager. The depository agreement between the Fund Manager, Fund and the Depository sets out the tasks and obligations of the Depository, the Fund Management and the Fund in accordance with the AIFMD rules. This agreement also states that the Depository accepts the liability described in the AIFMD rules towards the Fund and the Fund Manager. In any case, the Depository shall be liable towards the Fund Manager and the Fund for the loss of financial instruments. This liability also applies to any third party engaged by the Depository.

## Transfer

Both Triodos Energy Transition Europe Fund and Triodos Food Transition Europe Fund were originally set-up as a sub-fund of Triodos SICAV II (Luxembourg). Developments in the national and international tax framework which were likely to negatively impact the sub-funds and their investors. After careful consideration of all options, transferring Triodos Energy Transition Europe Fund and Triodos Food Transition Europe Fund from Luxembourg to the Netherlands seemed to be the most robust way of mitigating the negative impact of these measures and the most protective of shareholders' interest, while at the same time upholding our principles on tax Integrity and tax transparency. On 2 December 2019, the sub-funds were transferred to the Netherlands, to be set-up as sub-funds of the newly incorporated entity Triodos Impact Strategies II N.V. The shareholders of Triodos Energy Transition Europe Fund and Triodos Food Transition Europe Fund, while still being sub-funds of Triodos SICAV II, were offered the possibility to elect whether or not they would receive shares in Triodos Energy Transition Europe Fund and/or Triodos Food Transition Europe Fund as sub-funds of Triodos Impact Strategies II N.V. in return for their shares in Triodos SICAV II.

The transfer occurred by way of the Luxembourg sub-funds contributing its assets in kind to the new Dutch sub-funds and in exchange receiving shares in these sub-funds. The assets were initially measured at fair value and subsequently measured at fair value as described in the 'Accounting principles for the balance sheet' paragraph. In addition, the assets were recognised by the sub-funds consistently with the 'Criteria for recognition in the balance sheet' paragraph in the notes to the financial statements.

While the financial position of the sub-funds, and in turn the shareholders, remains primarily unchanged, the transfer involves 'formation costs' which are capitalised by both sub-funds. These costs are amortized over five years. Refer to Note 7 for further details.

(combined)

## Accounting principles

### General accounting principles

#### General information

The financial statements have been prepared in accordance with the regulations laid down in Title 9 of Book 2 of the DCC, the Wft and the Dutch Guidelines for Annual Reporting, in particular Guideline 615 (RJ 615) for Investment Institutions and the going concern assumption. Some of the terms used in this annual report deviate from the models for investment institutions prescribed in the Dutch Decree on the financial statements models (Besluit modellen jaarrekening), because they better reflect the content of the item.

The financial statements of the sub-funds have been added to the annual report 2020 of Triodos Impact Strategies II N.V. The financial statements of the sub-funds are considered to be part of the notes to the financial statements of Triodos Impact Strategies II N.V.

#### Reporting period

The Fund and the sub-funds' financial year is normally the same as the calendar year. The first financial year is an extended financial year starting on the date of the transfer in kind of the assets of the sub-funds - the date on which the sub-funds became operational in the Netherlands - and ending on 31 December 2020. The reporting period of the Fund and the sub-funds therefore covers the period 2 December 2019 until 31 December 2020.

#### Comparison with previous year

As the annual report 2020 relates to the first financial year of the Fund and the sub-funds, a statement regarding that the principles of valuation and determination of the result remained unchanged from the previous year cannot be made. In addition, no comparative figures are presented. The accounting policies have been applied consistently throughout the reporting period.

#### Functional and reporting currency

Both the functional currency and the presentation currency are the euro.

Assets and liabilities in foreign currencies have been converted at the rates on the reporting date. Exchange rate differences resulting from settlement and conversion are credited or debited to the profit and loss account.

The exchange rates used per 31 December 2020 are:

- USD 1.224
- GBP 0.895
- SEK 10.050
- DKK 7.444
- CHF 1.082

Non-monetary assets carried at cost in a foreign currency are translated at the exchange rate on the date of the transaction. Transactions in foreign currencies during the reporting period are included in the financial statements at the exchange rate on the transaction date.

#### References

References are included in the balance sheet, profit and loss account and cash flow statement. They are references to the explanatory notes.

#### Criteria for recognition in the balance sheet

Where the Fund irrevocably becomes a party to the contractual terms of a financial instrument, it recognises that financial instrument in its balance sheet. The basis for initial measurement of the financial instruments is fair value. If a financial instrument is transferred to a third party following a transaction, it is no longer included in the balance sheet. All or virtually all rights to economic benefits and all or substantially all risks relating to the financial instrument then vest in the third party.



**(combined)**

### **Consolidation**

Equity investments of Triodos Impact Strategies II's sub-funds are excluded from consolidation due to the existence of an exit strategy. The interpretation of article 407c, Title 9, Book 2 of the DCC is guided by the accounting standard (RJ 217.308.b) issued by the Dutch Accounting Standards Board. According to RJ 217.308.b, the exemption from Article 407c can be applied by investment entities that apply RJ 615 - for majority interests in investments - if an exit strategy has been formulated with regard to these majority interests at the time of acquisition, such that it is clear that these interests are only held to be alienated at a time subsequently defined within the exit strategy.

### **Judgements, estimates and uncertainties**

The preparation of the financial statements requires the Fund Manager of the Fund and sub-funds forms to make judgements, estimates and assumptions which may be essential for the amounts included in the financial statements.

These partly determine how the principles are applied and how the value of the assets and liabilities are reported. The same applies to the reporting of revenues and expenses. The actual outcomes may differ from the estimates made by management. These estimates and assumptions are therefore periodic reviewed. If an estimate is revised, it is included in the relevant period.

If it is necessary for the purposes of providing the information required under article 362(1) of Book 2 of the DCC, the nature of these opinions, estimates and the assumptions associated with the uncertainties are included in the notes to the relevant items of the financial statements.

## **Accounting principles for the balance sheet**

### **Investments**

Investments of the sub-funds are initially recognised at fair value. Transaction costs directly attributable to the acquisition of investments are recognised in the profit and loss account. The subsequent measurement is also fair value but the proxy to determine fair value depends on the type of asset. Refer to the following paragraph for details.

### **Use of estimates, assumptions and forming judgements**

The Fund Manager makes use of multidisciplinary credit and valuation committees which are held regularly throughout the year that operate independently of operational matters. They monitor the valuation methodologies and make management estimates as diligently as possible. In preparing the valuations, the Fund Manager may make use of external experts. However, all valuations are approved by representatives of the Fund Manager in the valuation committees.

### **Equity instruments, mezzanine loans and subordinated debt investments**

Except fund investments, private equity investments are valued based on the application of an earnings multiple valuation methodology or on the basis of discounted cash flows for which the projected cashflows are the result of future expectations on capex, revenues, expenses, debt inflow, tax, cash inflow and cash outflows.

Mezzanine loans and subordinated debt investments are valued on the basis of discounted cash flows. Investments in investment funds (so called fund-to-fund investments) are valued at fair value for which cost price is assumed the best proxy for the period immediately after establishment of the investment fund for a maximum of three years, after three years the fund net asset value is considered the best proxy for fair value.

### **Earnings multiple valuation methodology**

In relation to the earnings multiple valuation methodology, most investees will be profitable companies with stable earnings and business model. According to the IPEV guidelines, the price of a recent transaction is not a valuation method by itself. As such, each arm's length transaction triggers a valuation review. In principal, non-profitable investees will be valued based on revenue multiples. The comparables approach implies the determination of a maintainable earnings base as well as transaction multiples, or alternatively trading multiples of a peer group of companies.

## **(combined)**

At the first valuation date following the investment, the asset will be valued at purchase price. At each following valuation interval, the asset will in principle be valued using the following inputs:

1. Valuation EBITDA (profitable investees) or Valuation Revenue (non-profitable investees)
2. Valuation Multiple which is build up by:
  - a) Industry specific market multiple
  - b) Premium-discount ratio
  - c) Adjustment scale
3. Surplus assets, excess liabilities and net debt

Valuations resulting from the earnings multiple valuation methodology will be cross-checked on an annual basis by performing a discounted cash flow analysis/earnings valuation technique (DCF). This analysis may, among others, result in a recommendation to implement changes in the Multiple Market selection, adjustments to the Premium Discount Ratio and the adjustment scale.

### **Discounted (project) cash flows**

In case the investments are valued on the basis of discounted (project) cash flows all known and project specific assumed aspects are taken into account. The assumptions used in the calculation of the expected project cash flows available are compared with realised historical project financials, other comparable projects and project budgets and adjusted in case of new insights that are likely to impact the project cash flows. A building block approach towards the required discount rate based on the sum of a risk-free rate, country risk premium, project risk premium and market premium will be applied. To avoid discrepancy between the development in the market and the building block approach, the market premium will be used to keep the total discount rate in line with return requirements observed in the market.

The following items are distinguished which result in projected cashflows: CAPEX, revenues, expenses, debt service and tax. For mezzanine loans the cashflows will be the result of the repayment schedule and interest payments for that loan. For the projected cash flows on revenue a reputable third-party specialist (the power price advisor) provides the central wholesale power curve for the Dutch and UK market, and proxies for other European countries are used where revenues are less dependent on price projections because of the greater role of subsidies.

On revenues and expenses two types of inflation are used. For inflation on power prices the projections of the power price advisor are applied. The power price advisor provides in their report Consumer Price Index inflation for the UK and an average European index. For contracts that include an inflation indexation the IMF WEO semi-annual inflation forecast per country is used. These figures are updated bi-annually. For the long term the central bank inflation target (2%) is followed.

### **Development phase projects**

An equity investment can hold a development asset in addition to its operating activities. Due to the high uncertainty of both successful completion of the project as well as future cash flows, the development asset is valued at cost price as best proxy for its fair value. The fair value of the equity investment is then a combination of the discounted cash flow method for the operating activities and the at cost for its development activities.

### **Fund investments**

In the period immediately after establishment of an (investee) fund, the investment is valued at fair value for which cost price is the best proxy for the period immediately after establishment of the investment fund for a maximum of three years, after three years the fund net asset value is considered the best proxy for fair value. The cost price includes all costs paid by the sub-fund including investments, transaction costs and start-up costs.

### **Derivatives**

Derivatives (currency hedging instruments) are only used for the sole purpose of hedging currency risk. The accounting policy for derivatives is fair value on initial recognition in the balance sheet, with all assets and liabilities arising from derivatives being calculated using market-based present value models. This calculation is made on the balance sheet date by discounting the future cash flows for each contract using the interest rate curve of the relevant currency. In the absence of objective interest rate curves, the valuations can be used resulting from the agreements with the counterparties. The outcome of such valuation is also used for the exchange of collateral in accordance with contractual provisions. Subsequent to initial recognition, derivatives are measured at fair value. Changes in value are accounted for through the profit and loss account.

## **(combined)**

### **Collateral**

Cash collateral is exchanged with counterparties as a result of provisions of agreed forward exchange contracts. This exchange can be either collateral to be paid or collateral to be received and is recognised in the balance sheet at nominal value on initial recognition and per subsequent valuation.

### **Receivables**

Receivables are initially measured at the fair value of the consideration and are subsequently measured at amortised cost. Provisions for bad debts are deducted from the carrying amount of the receivable. The carrying amount of receivables is also an approximation of their fair value. Receivables have a remaining term of less than one year, unless stated otherwise.

### **Formation costs**

If and when a sub-fund is created, costs related to their creation will be allocated to the relevant sub-fund and, where applicable, amortised over a maximum period of five years. The formation costs incurred in connection with the organisation and start-up of the sub-funds Triodos Energy Transition Europe Fund and Triodos Food Transition Europe Fund amounted to maximum EUR 1,200,000 and EUR 550,000 respectively and are capitalised in the respective sub-fund.

### **Cash and cash equivalents**

Cash and cash equivalents consist of cash in hand, bank balances and deposits with a term of less than one year. Bank overdrafts are included in amounts owed to credit institutions under current liabilities. Cash and cash equivalents are measured at nominal value, which is also an approximation of the fair value of this item.

### **Current liabilities**

Current liabilities are initially recognised at fair value. After initial recognition, current liabilities are measured at amortised cost, being the amount payable taking into account premium or discount and transaction costs. Since there are no premiums or discounts and transaction costs, the amortized cost is approximately equal to the nominal value. Current liabilities have a term of less than one year.

This balance sheet item consists mainly of management fees to be paid, repayments received in advance and costs to be paid which relate to the financial year under review. These costs incurred and expected invoices are determined annually as at the balance sheet date, taking into account the cost structure included in the prospectus. The amount of these costs is estimated; however the amount is limited by the limits set out in the prospectus.

### **Equity**

The total of shareholders' equity is determined by the amount that remains after all assets and liabilities have been included in the balance sheet in accordance with the applicable valuation principles.

### **Redemption and subscription of own shares**

The amounts received or paid for the subscription or redemption of shares are almost entirely processed in the issued capital and the share premium of the relevant sub-fund. The share premium comprises the difference between the amounts paid/receive on the issue/purchase of shares and the nominal value.

When Triodos Food Transition Europe Fund repurchase its own shares, the net asset value of the shares might be decreased by redemption charge of 0.50% of the net asset value. In the event of a Net Redemption in the "Z-1 Capitalisation share class" of Triodos Energy Transition Europe Fund on a Valuation Date, all transactions will be settled at net asset value minus 0.50% of the net asset value. When applicable, these charges are accounted for in the profit and loss account and accrue entirely to the relevant sub-fund. These charges serve to cover the transaction costs incurred.

### **Revaluation reserve**

Movements as a result of realised or unrealised revaluations of investments are recognized through the profit and loss account. The part of the profit that relates to a positive unrealised revaluation is added to the revaluation reserve through the profit appropriation. Negative revaluations are charged to the other reserves through the profit appropriation. Movements in the provisions for expected bad debts are also charged or credited to the result.

### **Legal reserve / capitalized cost reserve**

A legal reserve for the amount of the capitalized formation costs is formed.

**(combined)**

## **Accounting principles for the determination of the result**

### **General**

The results of the sub-funds are determined by the direct and indirect income from investments. The results are attributed to the reporting period to which they relate and are accounted for in the profit and loss account.

### **Direct results from investments**

Interest and other income are allocated on a time-proportionate basis to the financial year to which they relate. Composite average historical cost prices are used to determine the realised results on partial disposals of investments. Income from payments of profit distributions on equity investments (dividend income) is recognised when the right to receive payment is established, for example when a dividend declaration is made by an investee.

### **Indirect results from investments (Revaluations)**

All movements as a result of realised/unrealised revaluations of investments are taken to the profit and loss account. The part of the profit relating to a positive unrealised revaluation is added to the revaluation reserve. This only applies to investments without a frequent market quotation. Realised increases in the value of the investments are taken from the revaluation reserve to the profit and loss account at the time of realisation.

### **Transaction costs for investments**

Transaction costs may include brokerage costs, transfer costs and notary fees, among others. Transaction costs directly attributable to the acquisition of investments are directly charged to the profit and loss account. The exception to this treatment is for investments in projects that are under construction or development (i.e. that are not yet operational) for which all costs (including transaction costs) are capitalized. Transaction costs related to the sale of investments are recognised as part of the realised change in value. Subsequent valuations of financial investments do not take into account any selling costs. Transaction costs on purchases of derivatives are charged directly to the profit and loss account.

The total amount of identified transaction costs of investments (in addition to the transaction costs of derivatives) over the reporting period is disclosed in the notes to the financial statements of the sub-funds.

### **Operating expenses**

Expenses are allocated on an accrual basis to the period to which the activities relate. If accruals for costs are determined, costs still to be paid and prepaid will also be taken into account.

### **Other income and expenditure**

Other income and expenditure are allocated on an accrual basis to the period to which the activities relate.

### **Management fee**

The alternative investment manager of the Fund pursuant to article 2:65 Wft, being Triodos Investment Management BV will receive a management fee (free of VAT) in relation to each sub-fund. For Triodos Energy Transition Europe Fund the management fee is calculated on the relevant Share Class' net assets, accrued weekly and payable quarterly. For Triodos Food Transition Europe Fund the management fee is calculated on the relevant Share Classes' net assets, accrued and payable quarterly. More details about the percentages used for each Share Class reference is made to the notes to the relevant items of the financial statements.

### **Ongoing charges**

The ongoing charges of a sub-fund includes all costs charged to the sub-fund in a reporting period, excluding the costs of investment transactions and interest charges. The ongoing charges factor is expressed as a percentage of the average net asset value of the relevant sub-fund. Average net asset value is calculated based on the frequency of issue of the net asset value. All net asset values issued during the reporting period are added up and divided by the number of net asset values issued.

### **Turnover factor**

The turnover factor is the total amount of all investment transactions less the total amount of transactions in the issued capital, related to the average net asset value. Due to the specific nature of the sub-funds, the turnover factor cannot simply be compared with other investment funds (e.g. with investments in (listed) shares and bonds).

## **(combined)**

The turnover factor is calculated as follows:

$$[(\text{Total 1} - \text{Total 2}) / X] * 100$$

- Total 1: the total amount of investment transactions (purchases + sales);
- Total 2: the total amount of transactions in own shares (issue + redemptions) of the sub-funds;
- X: the average net asset value of the sub-fund. The average net asset value is calculated based on the frequency of issue of the net asset value. All net asset values issued during the reporting period are added up and divided by the number of net asset values issued.

### **Related party transactions**

Significant transactions with related parties are disclosed. This explains the nature, volume and scope of the transaction and other information required to provide the insight.

## **Accounting principles for the cash flow statement**

The cash flow statement provides insight into the origin of the cash and cash equivalents that became available during the reporting period and shows how these cash and cash equivalents were used. The cash flow statement has been prepared according to the indirect method. In the cash flow statement, the result – through adjustments - has been converted into cash flows. Cash flows relating to investments, movements in provisions, formation costs, short-term receivables and short-term liabilities are included under cash flows from investment activities. Other cash flows related to the redemption and subscription of (own) shares are included under cash flows from financing activities.

## **Accounting principles for the sub-funds**

The financial statements of the sub-funds have been prepared in accordance with Part 9, Book 2 of the DCC, the Financial Supervision Act (Wft) and the Dutch Generally Accepted Accounting Principles (RJ), in particular RJ 615 for Investment Institutions. The principles that apply to Triodos Impact Strategies II N.V., as set out in the preceding paragraphs: i) General accounting principles; ii) Accounting principles for the balance sheet; iii) Accounting principles for determining the result; and iv) Accounting principles for the cash flow statements apply mutatis mutandis to the sub-funds.



(combined)

## Financial risks

The sub-funds aim to achieve positive returns on investments irrespective of market movements. However, there can be no assurance that the investment policy will be successful or that the sub-funds will achieve their investment objectives. There are certain risks to be considered. Most risks are common and applies to both sub-funds. Some specific risks only apply to Triodos Energy Transition Europe Fund. Reference is made to the table below for the overview of risks, common and specific.

	Triodos Energy Transition Europe Fund	Triodos Food Transition Europe Fund
<b>Sub-fund's common risks</b>		
Credit risk	X	X
Counterparty risk	X	X
Concentration risk	X	X
Market risk	X	X
Valuation risk	X	X
Currency risk	X	X
Liquidity risk	X	X
<b>Sub-fund's specific risks</b>		
Project risk	X	
Interest rate risk	X	

Triodos Investment Management has established an Impact & Financial Risk Committee (IFRC) which is responsible for monitoring the financial risks, and compliance with limits and other restrictions, of the sub-funds and meets on a quarterly basis. The IFRC also develops a vision, guidelines and advice on the risks faced by the sub-funds.

In order to provide shareholders with the best possible information, the prospectus describes all above risks to which the sub-funds are exposed. For more information in relation to the risk appetite of the sub-funds, reference is made to the Risk and Risk Management sections of our prospectus of December 19, 2020 which is available on our website ([www.triodos-im.com](http://www.triodos-im.com)).

### Credit risk

The Fund is exposed to credit risk. Credit risk is the risk that one party to a financial instrument will cause a financial loss for the other party by failing meet its interest and repayment obligations, therefore having a negative impact on the sub-fund's profits and net assets. Credit risk - based on the definition of reporting requirements - applies over the entire balance sheet. From an economic perspective, the main concentration to which the Fund is exposed to credit risk arise from the debt portfolio, the derivative financial assets and the cash and cash equivalents. The debt portfolio almost exclusively provides risk-bearing financing, often without mortgage or other collateral. The maximum exposure to credit risk before any credit enhancements at 31 December is the carrying amount of the financial assets as set out below:

Amounts in euro's	2020
Debt instruments	23,945,562
Derivatives	61,262
Cash and cash equivalents	74,099,524
Other financial assets	-
	<b>98,106,348</b>

## **(combined)**

The Fund's policy to manage credit risk is based on managing both counterparty and concentration risk (see below) and by taking cash collateral in case of derivative financial assets. The Fund Manager also manages the credit risk by monitoring, on frequency of publication of the NAV, the arrears on interest and repayment obligations to ensure that adequate actions are taken on overdue payments.

### **Counterparty risk**

The sub-funds are susceptible to the risk that counterparties of the sub-funds will default on their obligations as a result of inter alia a moratorium of payment or involuntarily liquidation. Amongst others, such counterparties include the Depositary and third parties that as part of custodial services provided have custody of assets of the sub-fund. Counterparty risk can arise from derivatives positions (Triodos Food Transition Europe Fund), bank deposits and investments in money market funds. By only allowing counterparties with a high credit rating as eligible counterparties for transactions regarding money market funds, derivatives (Triodos Food Transition Europe Fund) and deposits, the counterparty risk is mitigated. Counterparty risk is monitored through both internal and external credit ratings.

The counterparty risk is also reduced by the restriction that the sub-funds may only invest up to the higher of EUR 15 million (Triodos Food Transition Europe Fund) or 20% (both sub-funds) of its net assets in securities and financing instruments issued by the same entity / investee. In regard of derivative financial assets, the counterparty risk is reduced by exchanging cash collateral with the counterparty. The amount of cash collateral to exchange is monitored on a daily basis.

### **Concentration risk**

Triodos Energy Transition Europe Fund has a very specific, sector-based investment focus on renewable energy. The associated typical risks of this sector will be spread to a limited extent only. The concentration risk is managed for Triodos Food Transition Europe Fund by applying an investment limit of up to the higher of 15 million or 20% of its net assets for securities and financing instruments issued by the same investee. For Triodos Energy Transition Europe Fund the risk is mitigated by applying an investment limit of 20% of its net assets for securities and financing instruments issued by the same investee.

To ensure post trade compliance with the Fund prospectus, adherence to the prospectus limits on sub-fund level is checked ex-post by the Fund Manager, at least on the frequency of publication of the NAV. To ensure only investments are made that are in line with the Fund prospectus and in accordance with the investment strategy, the investment proposals are decided on by the Investment Committee. The Fund Manager checks the exposures included in the proposal with the limits set in the Fund prospectus.

The sub-funds may:

- invest up to 100% of its net assets in securities not listed on a stock exchange nor dealt on a Regulated Market;
- invest up to the higher of EUR 15 million (Triodos Food Transition Europe Fund) or 20% (both sub-funds) of its net assets in securities and financing instruments issued by the same entity / investee;
- acquire up to 100% of the securities and the financing instruments issued by the same entity / investee;
- invest up to 25% of its net assets in project development type of activities (Triodos Energy Transition Europe Fund);
- invest up to 25% of its net assets in companies active in the energy transition, with a maximum of 5% of net assets per investee (Triodos Energy Transition Europe Fund);
- invest up to the higher of EUR 7.5 million (Triodos Food Transition Europe Fund) or 10% (both sub-funds) of its net assets in entities based in non-European countries (this does not include EFTA countries and the United Kingdom which are to be considered as part of Europe);
- invest up to 40% of Triodos Energy Transition Europe Fund's net assets in non-euro denominated investments;
- invest up to 10% of Triodos Energy Transition Europe Fund's net assets in other investment institutions;
- invest up to the higher of EUR 30 million (Triodos Food Transition Europe Fund) or 40% (both sub-funds) of its net assets in one country, with the exception of the Netherlands for Triodos Energy Transition Europe Fund, where Triodos Energy Transition Europe Fund may invest up to 50% of its net assets;
- invest up to 50% in un-hedged exposures of non-euro currencies (Triodos Food Transition Europe Fund) or 20% of its net assets in un-hedged exposures of a single non-euro currency (Triodos Energy Transition Europe Fund).

## **(combined)**

In case a passive breach on any of the investment restrictions would occur, the Fund Manager will act in the best interest of the shareholder.

### **Market risk**

Market risk is the risk that the value of an investment will fluctuate as a result of fluctuations in external factors such as exchange rates (currency risk), interest rates (interest rate risk), market prices (market price risk) and inflation. Many factors can affect the market value of the assets invested in by the sub-fund. Not only factors inherent to the pertinent issuing company or investment institution or the sector in which it operates may influence that value; geopolitical developments and national developments may also have that effect. Investments by a sub-fund may be geared towards an expected upswing of or downswing in the value of a security. If the markets move the other way, the value of a sub-fund may be negatively affected.

The sub-fund(s) invest in risk-bearing assets, that are usually unsecured and that do not offer collateral (or offer second ranked collateral after the Senior debt lenders). It also invests in project companies that are often highly leveraged. Shares issued by the project companies (and partially owned by the sub-fund) may therefore be pledged to the bank providing the Senior debt to these project companies.

The return on the underlying investments may only be generated or become available after a number of years, or after the partial or total sale of those investments. In case of a major default by the project the (expected) return may never be generated at all.

Insufficient access to new funding from investors may keep the sub-fund from competitive bidding. In the event of insufficient projects to invest in, the overall return suffers as a result of holding a high proportion of cash.

The Fund Manager closely monitors the relevant markets of the investment portfolio. The Fund Manager will engage with co-owners and management to ensure that investees implement the most appropriate strategies for successful long-term sustainable business development and performance. In addition, the 'credit risk' restrictions which are described above also mitigate the Fund's exposure to certain market risks (e.g. currency risk).

The 99% Value-at-Risk (VaR) of both sub-funds are 13.15% (Triodos Energy Transition Europe Fund) and 13.35% (Triodos Food Transition Europe Fund) meaning that if the VaR is for example 5%, there is a chance of 1% that the loss caused by adverse negative market developments over a period of 1 year will exceed 5% of the sub-fund's net asset value.

### **Valuation risk**

As the sub-funds invest almost exclusively in assets not listed on any stock exchange, or assets not traded on a Regulated Market, its investments may not have readily available prices and may be difficult to value. In order to determine the value of these investments, the sub-funds will employ a consistent, transparent and appropriate valuation methodology, based on the International Private Equity and Venture Capital Valuation Guidelines ("IPEV"), as published by the IPEV Board and endorsed by Invest Europe. To the extent that this methodology relies on periodic market-based data and peer group comparisons, the valuation of the sub-funds' assets may fluctuate with the variations in such data. In addition, there is no guarantee that the valuations applied at the time of investment will allow for the build-up of business value or be able to provide returns to investors.

The Fund Manager has implemented an extensive framework including valuation methodology and procedures. In this way the Fund Manager of the sub-funds guarantees an independent, sound, comprehensive and consistent valuation method. The framework describes general requirements for the selection, implementation and application of the valuation methodology and techniques for all investments and ensures consistent procedures. In doing so, account is taken of the varied nature of the investments and the related "market practice" to value these investments. The framework also ensures a consistent approach to the valuation process, the independent valuation committees and in some cases the use of external valuation experts.

**(combined)**

## **Currency risk**

Currency risk is the risk that changes in exchange rates may have a negative impact on the sub-fund's results and net assets. The functional and reporting currency for the sub-funds is the euro, whereas investments may be denominated in other currencies. Exposure to volatile exchange rates can affect the value of the investments and thus the sub-fund's assets. The sub-funds are therefore exposed to currency risk. The currency risk is mitigated by restrictions on the relevant exposures and by using hedging instruments (Triodos Food Transition Europe Fund). The Investment Committee of the Fund Manager decides, based on a proposition in the investment proposal, whether an investment needs to be hedged for non-fund currency exposure and decides on the criteria to do so.

The sub-funds may invest up to 10% (both sub-funds) or EUR 7.5 million (Triodos Food Transition Europe Fund), whichever is higher, of its net assets in non-hedged, non-euro-denominated investments. Triodos Food Transition Europe Fund aims to hedge all its non-euro-denominated investments.

The exchange rates used per 31 December 2020 are disclosed as part of the general accounting principles. The impact of currency risk is also part of the Value-at-Risk calculations, which are already disclosed under market risk.

Refer to the notes to the sub-fund financial statements for the exposure per currency of the respective investment portfolios.

## **Liquidity risk**

Liquidity risk is the risk that the sub-fund does not have sufficient liquid assets available to meet its obligations, particularly to investors. For an adequate management of the liquidity of the sub-funds, the Fund Manager has set up a liquidity management framework in accordance with the AIFMD Rules to:

- ensure that liquidity risk is appropriately measured, monitored and managed at the sub-funds;
- assess the risk of insufficient liquidity by regularly conducting tests under normal and exceptional (stress test) liquidity conditions;
- provide adequate escalation measures in case of liquidity shortage or distressed situations (liquidity contingency plan);
- ensure coherence of the sub-funds' investment strategy, liquidity profile, and redemption policy.

The sub-funds invest almost exclusively in assets not listed on any stock exchange, or assets not traded on a Regulated Market. The investments are therefore relatively illiquid. Despite the Fund Manager's best efforts to honour redemption requests, there is no guarantee that there are sufficient funds to pay for the redemption of shares of the sub-fund and there is no guarantee that the redemption can take place at the requested date. In case the Fund Manager will be required to sell assets in order to pay for the redemption of shares, there is a risk of the Fund Manager not being able to retain the most favourable price.

The following measures can be taken to mitigate the liquidity risk:

- The sub-funds aim to maintain sufficient buffers in the form of cash or cash equivalents or to offer sufficient other guarantees. The cash buffers are determined every month based on historical inflow and outflow, projections of the inflow and the results of certain stress tests;
- The sub-funds may decide to temporarily close for redemptions or subscriptions by suspending or restricting the purchase and issue of shares of the sub-funds.

In 2020, the sub-funds have received dividend income on a periodic basis. Liquidity was adequate for the sub-funds to meet its payment obligations and facilitate the subscriptions to and redemptions of its shares. Additionally, Triodos Food Transition Europe Fund has had a stand-by credit facility of 20% of net assets (with a maximum amount EUR 11 million) since November 2019. On 31 December 2020, the Triodos Food Transition Europe Fund held 24.8% equivalents including this stand-by facility and Triodos Energy Transition Europe Fund 47.0% of its net assets in cash and cash equivalents including this stand-by facility.

To mitigate this risk the Fund Manager closely monitors the liquidity position of the sub-fund.

**(combined)**

## **Project risk (TETEF)**

The project risk is constituted by the fact that the amount of electricity produced is determined by various uncertain factors, such as wind speed, rainfall and sunlight, which depend on the location of each project. In addition, technology risk (e.g. the actual performance of wind turbines and solar panels) can affect the amount of electricity produced. Where the sub-fund invests in projects that are not yet operational, it is also exposed to a construction risk at the project level. In order to minimize the project risk, the sub-fund works with experienced counterparties. Before the sub-fund invests in a project, the technical design and the yield estimate are verified by an independent technical advisor. In the operational phase, the sub-fund works with experienced commercial managers who manage and report on the performance of the project. This risk is further mitigated by geographically diversifying the portfolio, by working with multiple developers and by varying the key technology suppliers (turbines, modules, inverters). The sub-fund limits the investment in projects to a maximum of 25% of the sub-fund's net assets. The limit in consent phase type of assets is included in one development limit (25%) in companies active in the energy transition, with a maximum of 5% of the sub-fund's net assets per investee.

## **Interest rate risk (TETEF)**

Interest rate risk is the risk that unfavourable interest rate changes on the financial markets will have a negative impact on the profit and net asset value of the sub-fund. The performance of the sub-fund is susceptible to interest rate movements on capital markets. This is due to the valuation method, according to which the net present value of expected cash flows is calculated by incorporating a rolling average market interest rate in its discount factor. In principle, rising interest rates have a negative impact and falling interest rates have a positive impact on the valuation of underlying investments. However, the positive impact of decreasing interest rates is capped, as the valuation method is based on a minimum discount rate.

The Fund Manager closely monitors the interest rates relevant for the valuation of the sub-fund's investments by measuring, among others, the Macaulay and modified durations of the investment portfolio.

(combined)

## Leverage ratio

The leverage effect is determined by the AIFMD as being any method by which the AIFM increases the exposure of the sub-funds of Triodos Impact Strategies II, whether through borrowing of cash or securities leverage embedded in derivative positions, or by any other means. Increased leverage creates risks for the sub-funds.

The leverage ratio is calculated on a frequent basis and shall not exceed such thresholds as further described in the sub-funds Supplement in the prospectus of Triodos Impact Strategies II, using both the "gross method" and the "commitment method" in accordance with European regulations. The gross method gives the overall exposure of the sub-funds, whereas the commitment method gives insight in the hedging and netting techniques used by the AIFM.

The leverage ratios are calculated by means of the commitment method and are as follows:

	%
Triodos Energy Transition Europe Fund	100.00%
Triodos Food Transition Europe Fund	100.95%

The sub-funds may borrow up to 10% of its net assets for short-term liquidity requirements. In addition, the sub-funds may temporarily (with terms of generally up to 24 months) obtain bridge financing up to 10% of its net assets to finance new investments. Within this limit, the sub-funds will borrow money from reputable financial institutions. The sub-funds can only use leverage in the situations described above when borrowing money and then the sub-fund's leverage will be expected at a maximum of 150% using the commitment method of calculation and 180% using the gross method of calculation. The sub-funds do not use borrowed capital (borrowed money) to finance its assets in order to increase the expected return on equity, so-called leverage. The leverage effect, or the leverage ratio, is for this reason almost equal to 100% and only deviates from 100% due to the possible presence of short-term liabilities and / or short-term receivables on the balance sheet date or in regard of the aforementioned.



(combined)

## Tax aspects

### Taxation of the Fund

#### Dutch corporate income tax

For Dutch corporate income tax purposes, the Fund will be treated as a domestic taxpayer, meaning that it will in principle be subject to the standard Dutch corporate income tax regime (in 2020 profits up to EUR 200,000 are subject to a rate of 16.5% and profits in excess of this amount are subject to a rate of 25%).

However, such net profits do not include dividends and capital gains that fall within the scope of the participation exemption. It is envisaged that the Fund will be eligible for application of the participation exemption with respect to the benefits derived from investments in shares of the portfolio companies, provided the shareholding in each portfolio company represents at least 5% of the issued nominal share capital of such portfolio company.

#### Capital tax and stamp duty

No capital tax or stamp duties will be levied on capital contributions made to the Fund.

#### VAT

The management of a collective investment fund is exempt from VAT when the Fund (i) has more than one investor, (ii) operates on the principle of risk-spreading, (iii) is subject to specific state supervision and (iv) the investors bear the risk of the investments. A decree was published by the Dutch Ministry of Finance stating that according to the Dutch Ministry of Finance, funds which fall within the scope of the AIFMD (like the Fund) are in principle considered to be subject to specific state supervision. Also taking into account the other characteristics of the Fund, the management of the Fund should therefore be exempt from VAT.

### Belgian savings tax

In relation to the asset test that must be applied by Belgian private investors in the context of article 19bis of the Income Tax Code 92, the following data is provided to determine which part of the income should be regarded as interest.

Name of the sub-fund	In scope of Belgian Savings Tax	Method used to determine the status	Asset ratio	Period of validity of the status
Triodos Energy Transition Europe Fund	Yes	Asset testing	57.96%	From May 1, 2020 until April 30, 2021
Triodos Food Transition Europe Fund	Yes	Asset testing	11.41%	From May 1, 2020 until April 30, 2021

(combined)

## Notes to the balance sheet

### 1. Equity instruments

Movement schedule equity instruments	2020
Opening balance at December 2, 2019	91,897,540
Purchases	16,063,468
Sales	-9,959,136
Change in realised gains/losses	237,770
Change in unrealised gains/losses	4,918,297
Revaluations due to exchange rate differences	–
<b>Balance at end of reporting period</b>	<b>103,157,938</b>

### 2. Debt instruments

Movement schedule debt instruments	2020
Opening balance at December 2, 2019	27,492,510
Purchases	15,872,000
Redemptions	-18,465,394
Change in realised gains/losses	-178,660
Change in unrealised gains/losses	-770,913
Revaluations due to exchange rate differences	-3,981
<b>Balance at end of reporting period</b>	<b>23,945,562</b>

The change in unrealised gains/losses comprise the positive and negative revaluations during the reporting period. Positive revaluations of individual investments above the initial cost price are added to the revaluation reserves.

For any Information about the characteristics of the debt Instruments, e.g. Interest percentages, maturity, reference Is made to the notes to the balance sheet of Triodos Energy Transition Europe Fund.

#### *Provision(s)*

Per year-end 2020, none of the debt instruments had a provision on applied. A movement schedule in regard of the provisions has therefore not been included.

### 3. Derivatives

Movement schedule	2020
Opening balance at December 2, 2019	–
Purchases	–
Sales	24,219
Change in realised gains/losses	–
Change in unrealized gains/losses	61,262
Revaluations due to exchange rate differences	-24,219
<b>Balance at end of reporting period</b>	<b>61,262</b>

For more Information about the derivatives, reference Is made to the notes to the specific balance sheet item of Triodos Food Transition Europe Fund.

## (combined)

### 4. Debtors

Debtors	31-12-2020
Triodos Energy Transition Europe Fund	1,543,712
Triodos Food Transition Europe Fund	–
<b>Total</b>	<b>1,543,712</b>

The subscription receivables amounting to EUR 1,543,712 per year-end do relate to open amounts from investment activities.

### 5. Issue of own shares & Redemption own shares

These balance sheet items do relate to the amounts receivable or payable in regard of the subscription or redemption of own shares per reporting date.

### 6. Other receivables

Other receivables	31-12-2020
Interest receivable	303,269
Other receivables	68,743
<b>Total other receivables</b>	<b>372,012</b>

### 7. Formation costs

The total formation costs amounted to EUR 1,830,000. These formation costs will be amortised over a period of five years.

Formation costs	2020
Opening balance at December 2, 2019	–
Capitalized costs	1,830,000
Amortised capitalized costs	-396,000
<b>Total formation costs per end of reporting period</b>	<b>1,434,000</b>

### 8. Cash and cash equivalents

Cash and cash equivalents are balances in current accounts, savings accounts and deposits held with Triodos Bank, Rabobank, CACEIS, ING and BNP Paribas. Cash and cash equivalents are at the free disposal of the entity. For more details in regard of the cash and cash equivalents (e.g. weighted Interest rates) reference is made to the notes to the balance sheet of the sub-funds.

### 9. Accounts payable and accrued expenses

The accounts payable and accrued expenses comprise the following:

Accounts payable and accrued expenses	31-12-2020
Creditors	94,798
Interest charges on bank accounts	109
IMS fee	20,000
Bank fee	11,584
Supervisory fee	18,750
Audit fee	110,465
Formation fees to be paid	377,018
Advice costs	10,116
Payments in transit	48,218
Other accrued expenses	21,987
<b>Total accounts payable and accrued expenses</b>	<b>713,045</b>

The other accrued expenses comprise several invoices to be paid (advisory and other payments).

## (combined)

### 10. Equity

Shareholders' equity among the sub-funds	31-12-2020
Triodos Energy Transition Europe Fund	150,817,477
Triodos Food Transition Europe Fund	51,720,021
<b>Total</b>	<b>202,537,498</b>

#### *(Registered) Capital*

The Fund's authorised share capital amounts to two hundred and twenty-five thousand euro (EUR 225,000) and is divided into ten (10) priority shares and three (3) series of ordinary shares, numbered 1 to 3. Each series of ordinary shares is divided into eight (8) share types, designated by the letters O, R CAP, Z-1 CAP, Z-2 CAP, Q CAP, Q DIS, I CAP and I DIS. The shares each have a nominal value of one euro (EUR 1).

Issued and paid-up capital	2020
Opening balance per 02.12.2019	3,863,063
Issued capital	1,920,912
Paid-up capital	-893,059
<b>Balance per end of reporting period</b>	<b>4,890,916</b>

Agio	2020
Opening balance per 02.12.2019	155,464,698
Addition from shares issued	73,083,171
Withdrawal from shares issued	-38,932,278
<b>Balance per end of reporting period</b>	<b>189,615,591</b>

Revaluation reserve	2020
Opening balance per 02.12.2019	–
Movement in positive revaluations of equity investments	15,459,933
Movement in positive revaluations of debt investments	320,704
Movement in positive revaluations of derivatives	370,980
<b>Balance per end of reporting period</b>	<b>16,151,617</b>

Legal reserves	2020
Opening balance per 02.12.2019	–
Change in legal reserves	1,434,000
<b>Balance per end of reporting period</b>	<b>1,434,000</b>

Other reserves	2020
Opening balance per 02.12.2019	–
Other reserves	-16,151,617
Capitalised costs	-1,830,000
Amortised capitalised costs	396,000
<b>Balance per end of reporting period</b>	<b>-17,585,617</b>

Unappropriated profit	2020
Opening balance per 02.12.2019	–
Addition / withdrawal other reserves	8,030,991
<b>Balance per end of reporting period</b>	<b>8,030,991</b>

(combined)

## Notes to the profit and loss account

### 11. Other income

In the event of a Net Redemption in the “Z-1 Capitalisation share class” of Triodos Energy Transition Europe Fund on a Valuation Date, all transactions will be settled at net asset value minus 0.50% of the net asset value for the benefit of Triodos Energy Transition Europe Fund.

### 12. Realised changes in value of Investments

	02-12-2019 – 31-12-2020
Realised value increases - equity	354,852
Realised value decreases - equity	-117,082
Realised value increases - debt	99,138
Realised value decreases - debt	-281,778
Realised value increases - derivatives	154,244
Realised value decreases - derivatives	-178,463
<b>Total realised changes</b>	<b>30,911</b>

### 13. Unrealised changes in value of Investments

	02-12-2019 – 31-12-2020
Unrealised value increases - equity	15,459,933
Unrealised value decreases - equity	-10,541,636
Unrealised value increases - debt	320,704
Unrealised value decreases - debt	-1,091,617
Unrealised value increases - derivatives	370,980
Unrealised value decreases - derivatives	-309,718
<b>Total unrealised changes</b>	<b>4,208,646</b>

### 14. Investment management fees

The sub-funds of Triodos Impact Strategies II (Triodos Food Transition Europe Fund and Triodos Energy Transition Fund) do pay for the provision of management services and supporting services a Management Fee to Triodos Investment Management. For more details about the management fee, reference is made to the corresponding notes to the financial statements of the sub-funds.

### 15. Other expenses

Reference is made to the note to the profit and loss account of the respective sub-funds for more details about the other expenses.

### 16. Income tax

For Dutch corporate income tax purposes, the Fund will be treated as a domestic taxpayer, meaning that it will in principle be subject to Dutch corporate income tax on its worldwide net profits. However, such net profits do not include dividends and capital gains that fall within the scope of the participation exemption. The worldwide net profits of the Fund in the reporting period are negative resulting in no corporate income tax.

#### *Subscription and redemption charges*

In case of Triodos Food Transition Europe a subscription charge of up to a maximum of 3% of the Net Asset Value may be applied for the benefit of selling agents. The precise subscription charge can be obtained from the relevant party. In case of Triodos Food Transition Europe, a subscription charge of up to a maximum of 5% of the Net Asset Value may be applied for the benefit of a (sub) Distributor and/or other selling agents. The precise subscription charge can be obtained from the relevant party. These do not have any impact on the result of the respective sub-fund and/or current shareholders.

## (combined)

When Triodos Food Transition Europe Fund repurchase its own shares, the net asset value of the shares might be decreased by redemption charge of 0.50% of the net asset value. In the event of a Net Redemption in the “Z-1 Capitalisation share class” of Triodos Energy Transition Europe Fund on a Valuation Date, all transactions will be settled at net asset value minus 0,50% of the net asset value. When applicable, these charges are accounted for in the profit and loss account and accrue entirely to the relevant sub-fund. These charges serve to cover the transaction costs incurred.

### *Ongoing charges*

The ongoing charges (ratio) reflect the total normalised expenses charged to the result, divided by the average net asset value. For the calculation of the average net asset value, each computation and publication of the net asset value is taken into account. For more details about the ongoing cost ratios, reference is made to the corresponding notes to the financial statements of the sub-funds.

### *Turnover factor*

Because the actual purchases and sales of investments take place via the sub-funds, the turnover factor of the sub-funds is included in the notes to the financial statements of the sub-funds.

### **Identified transaction costs**

The table below shows the identified transaction costs over the reporting period per sub-fund:

	02-12-2019 – 31-12-2020
Triodos Energy Transition Europe Fund	132,662
Triodos Food Transition Europe Fund	270,757
<b>Total</b>	<b>403,419</b>

### *Employees*

Triodos Impact Strategies II N.V. does not employ any employees. Triodos Investment Management BV, the alternative investment manager of Triodos Impact Strategies II N.V. performs, or is responsible for in case activities are outsourced, the activities for the Fund.

### *Subsequent events*

There are no subsequent events after balance sheet date.

## **Other disclosures**

### **Related parties**

Triodos Impact Strategies II and the sub-funds (Triodos Energy Transition Europe Fund and Triodos Food Transition Europe Fund) have the following relevant relationships and transactions based on the definition of related parties from Article 2:381 and paragraph 3 of Title 9, Book 2 of the DCC.

#### *Triodos Investment Management*

- Triodos Investment Management BV manages the sub-funds for which it receives a management fee. This excludes the unappropriated result for the current financial year, except for the unrealised changes in the value of investments. The sub-fund transactions are carried out under the management of Triodos Investment Management BV.

#### *Triodos Bank N.V.*

- Triodos Bank N.V. is the sole shareholder of Triodos Investment Management B.V.
- The sub-funds hold part of their liquid assets at Triodos Bank N.V. at market rates.
- Triodos Bank N.V. administers investment positions of third-party distributors for which it receives a fee from Triodos Energy Transition Europe Fund in 2020.
- Triodos Bank N.V. carries out various activities as registered carrier and received a fee for this in 2020. The amount is indexed annually.
- As of November 17, 2020, Triodos Bank has provided financing of EUR 10 million on market terms to replace the previous agreement of November 5, 2019.



## **(combined)**

### *Stichting Triodos Holding*

Stichting Triodos Holding sold its shares in SICAV II and after the restructuring Stichting Triodos Holding bought 10 shares in Triodos Impact Strategies II N.V. The share in Triodos Renewables Europe Fund has been sold for EUR 41.39 leading to a realised gain of EUR 16.39. The share in Triodos Organic Growth Fund has been sold for EUR 97.48 leading to a realised loss of EUR 2.52.

### *MFX Solutions LLC*

MFX Solutions LLC is a financial institution with a focus on currency instruments trading. Triodos Investment Management fulfils a supervisory function over this entity.

### **Service providers**

The Fund Manager can make use of service providers in order to manage the Fund efficiently and insofar the Fund Manager deems the use of such service providers in the best interest of investors. Insofar the use of the service providers qualifies as delegation within the meaning of the AIFM Directive, the agreements entered into with these providers comply with the requirements as set out in the AIFMD Rules. The Fund Manager has appointed the following external service providers:

#### *Administrator*

Pursuant to an agreement dated 21 November 2019, CACEIS has been appointed by the Fund Manager as administrator of the Fund. This agreement is made for an unlimited duration and may be terminated by either party giving a minimum of 60 days' notice. It may further be terminated forthwith by the Fund Manager when it is in the interest of the shareholders.

The administrator is responsible for the calculation of the Net Asset Value per Share, the maintenance of records and other general administrative functions. As these tasks qualify as one of the Annex I AIFM Directive tasks of the Fund Manager, the AIFMD Rules on delegation have been complied with.

#### *Transfer Agent*

Pursuant to an agreement dated 21 November 2019, CACEIS has been appointed by the Fund Manager as transfer agent of the Fund. This agreement is made for an unlimited duration and may be terminated by either party giving a minimum of 60 days' notice. It may further be terminated forthwith by the Fund Manager when it is in the interest of the shareholders.

The transfer agent is responsible for the maintenance of the Register of Shareholders and the processing of the issue (registration) and redemption of the off-exchange Shares and settlement arrangements thereof. As these tasks qualify as one of the Annex I AIFM Directive tasks of the Fund Manager, the AIFMD Rules on delegation have been complied with.

#### *Fund Agent and Listing Agent*

Pursuant to an agreement dated 21 November 2019, CACEIS has been appointed by the Fund Manager as Fund Agent of the Fund. This agreement is made for an unlimited duration and may be terminated by either party giving a minimum of 90 days' notice. It may further be terminated forthwith by the Fund Manager when it is in the interest of the shareholders.

As Fund Agent and Listing Agent CACEIS is responsible for assessing and accepting or rejecting sale and purchase orders in respect of Listed Shares, as entered in the Euronext Amsterdam order book on behalf of the Fund.

#### *ENL agent and Paying Agent*

Pursuant to an agreement dated 21 November 2019, CACEIS has been appointed by the Fund Manager as both the ENL (Euroclear Netherlands) agent and the principal Paying Agent of the Fund in respect of the listed shares.

### **Interests of members of the supervisory board and board of directors in the Fund's investments**

The members of the Supervisory Board of Triodos Energy Transition Europe Fund and Triodos Food Transition Europe Fund and the members of the Board of Directors of Triodos Investment Management have no personal interest in any investment made by Triodos Energy Transition Europe Fund and Triodos Food Transition Europe Fund during the reporting period.

### **Profit appropriation**

The Board of Directors of Triodos Investment Management proposes to the General Meeting of Shareholders to add the result to the reserves.

# **Financial Statements**

## **Triodos Energy Transition Europe Fund**

## (Triodos Energy Transition Europe Fund)

### Balance sheet

Before profit appropriation (amounts in euro's)	Note*	31-12-2020
<b>Investments</b>		
Equity instruments	1	53,820,829
Debt instruments	2	23,945,562
<b>Total investments</b>		<b>77,766,391</b>
<b>Receivables</b>		
Debtors	3	1,543,712
Issue of own shares	4	496,117
Other receivables	5	348,938
<b>Other assets</b>		
Formation costs	6	1,003,017
<b>Cash and cash equivalents</b>	<b>7</b>	<b>71,813,924</b>
<b>Current liabilities</b>		
Investment management fees payable		1,558,286
Redemption of own shares	4	63,560
Accounts payable and accrued expenses	8	532,776
<b>Receivables and other assets less current liabilities</b>		<b>73,051,086</b>
<b>Assets less current liabilities</b>		<b>150,817,477</b>
<b>Equity</b>		
Issued and paid-up capital	9	4,440,149
Agio	10	146,201,887
Revaluation reserve	11	4,477,095
Legal reserves	12	1,003,017
Other reserves	13	-5,480,112
Unappropriated profit	14	175,441
<b>Total equity</b>		<b>150,817,477</b>

\* See the notes to the balance sheet, profit and loss account and cash flow statement.

## (Triodos Energy Transition Europe Fund)

### Profit and loss account

(amounts in euro's)	Note*	02-12-2019 – 31-12-2020 <sup>3</sup>
<b>Direct results from investments</b>		
Dividend	1	5,838,376
Interest	2	2,929,407
Other income	15	80,433
		<b>8,848,216</b>
<b>Indirect results from investments</b>		
Realised changes in value of investments		
Equity instruments	16	-38,553
Debt instruments	17	-101,119
		<b>-139,672</b>
<b>Unrealised changes in value of investments</b>		
Equity instruments	18	-3,230,156
Debt instruments	19	-770,913
		<b>-4,001,069</b>
Other operating income		13,899
<b>Total other operating income</b>		<b>13,899</b>
<b>Total income</b>		<b>4,721,374</b>
<b>Operating expenses</b>		
Amortisation of formation expenses		276,983
Investment management fees	20	3,118,066
Administrative and depositary fees	21	150,714
Audit and advisory fees	22	244,474
Other interest paid	23	415,987
Other expenses	24	316,578
<b>Total operating expenses</b>		<b>4,522,802</b>
<b>Operating result</b>		<b>198,573</b>
Exchange rate results		-23,132
<b>Result before taxes</b>		<b>175,441</b>
Income tax		–
<b>Result for the year</b>		<b>175,441</b>

\* See the notes to the balance sheet, profit and loss account and cash flow statement.

<sup>3</sup> The reporting period of the financial statements is the first reporting period of Triodos Energy Transition Europe Fund and comprises the extended period 2 December 2019 until 31 December 2020.

## (Triodos Energy Transition Europe Fund)

### Cash flow statement

(amounts in euro's)	Note*	02-12-2019 – 31-12-2020 <sup>4</sup>
<b>Cash flow from investment activities</b>		
Result ex. exchange rate differences		198,573
Adjustment to reconcile the result to the cash flow generated by the investment activities:		
Realised changes in value of investments		139,672
Unrealised changes in value of investments		4,001,069
Purchases of investments		-25,314,786
Redemptions of debt instruments		16,092,099
Costs directly charged to equity		-1,003,017
<b>Movement in assets and liabilities</b>		
Movement in receivables from investment activities		549,686
Movement in liabilities arising from investment activities		2,082,936
<b>Net cash flow from investment activities</b>		<b>-3,253,768</b>
<b>Cash flow from financing activities</b>		
Received upon issue of own shares		60,345,329
Repurchase of own shares		-27,410,662
Dividend paid		–
<b>Net cash flow from financing activities</b>		<b>32,934,667</b>
Change in cash and cash equivalents		29,680,899
Cash and cash equivalents at the beginning of the reporting period		42,156,157
Exchange rate differences		-23,132
<b>Cash and cash equivalents at the end of the reporting period</b>	<b>7</b>	<b>71,813,924</b>

\* See the notes to the balance sheet, profit and loss account and cash flow statement.

<sup>4</sup> The reporting period of the financial statements is the first reporting period of Triodos Energy Transition Europe Fund and comprises the extended period 2 December 2019 until 31 December 2020.

## Notes to the balance sheet

### 1. Equity instruments

Movement schedule equity instruments	2020
Opening balance at December 2, 2019	47,657,168
Purchases	9,442,786
Sales	-10,417
Change in realised gains/losses	-38,553
Change in unrealised gains/losses	-3,230,156
Revaluations due to exchange rate differences	–
<b>Balance at end of reporting period</b>	<b>53,820,829</b>

The cost price of the equity instruments at year-end 2020 was EUR 57,050,985.

Income from payments of profit distributions on equity investments (dividend income) is recognised when the right to receive payment is established. During the period the sub-fund earned EUR 5,838,376 in dividend income.

The investments, where the sub-fund has a majority interest, are excluded from consolidation due to the existence of an exit strategy, in accordance with the interpretation of article 407c, Title 9, Book 2 of the DCC which is guided by the accounting standard (RJ 217.308.b) issued by the Dutch Accounting Standards Board. An overview of the investments is included in the management report.

### 2. Debt instruments

Movement schedule debt instruments	2020
Opening balance at December 2, 2019	26,570,989
Purchases	15,872,000
Redemptions	-17,625,394
Change in realised gains/losses	-97,158
Change in unrealised gains/losses	-770,913
Revaluations due to exchange rate differences	-3,961
<b>Balance at end of reporting period</b>	<b>23,945,562</b>

The change in unrealised gains/losses comprise the positive and negative revaluations during the reporting period. Positive revaluations of individual investments above the initial cost price are added to the revaluation reserves. Interest and other income are allocated on a time-proportionate basis to the financial year to which they relate. Interest income earned on the debt portfolio during the period was EUR 2,929,407.

The cost price of the debt Instruments at year-end 2020 was EUR 24.716.475. The nominal interest rate on the debt Instruments at year-end 2020 was on average 7.6% per year. The remaining term of these debt Instruments varies from 33 to 198 months. This mainly concerns risk-bearing financing that is not based on collateral or pledges.

The breakdown of the debt portfolio by maturity is as follows:

	31-12-2020*
Maturity < 1 year	1,079,679
Maturity 1 year until 3 years	2,917,529
Maturity 3 years until 5 years	3,637,124
Maturity > 5 years	17,231,213
	<b>24,865,545</b>

\* The above figures concern the nominal amounts and therefore do not reconcile with the balance sheet.



## (Triodos Energy Transition Europe Fund)

The debt portfolio consists for EUR 2,811,086 of profit participating loans, EUR 2,285,850 of shareholder loans, for EUR 3,550,000 of senior loans and for EUR 16,218,609 of subordinated loans.

### Provision(s)

Per year-end 2020, none of the debt instruments had a provision on applied. A movement schedule in regard of the provisions has therefore not been included.

### 3. Debtors

Debtors	31-12-2020
Principal receivable	550,285
Interest receivable	993,427
<b>Total Subscriptions receivables</b>	<b>1,543,712</b>

The subscription receivables amounting to EUR 1,543,712 per year-end do relate to open amounts from investment activities.

### 4. Issue of own shares & Redemption own shares

These balance sheet items do relate to the amounts receivable or payable in regard of the subscription or redemption of own shares per reporting date

### 5. Other receivables

Receivables	31-12-2020
Interest receivable	303,269
Other receivables	45,669
<b>Total receivables</b>	<b>348,938</b>

The other receivables consist of Interest receivables amounting to EUR 303,269 per year-end and do relate to interest to be received on the debt instruments. The other receivables amounting to EUR 45,669 do relate to a receivable on the former sub-fund TREF of SICAV II for bank charges paid.

### 6. Formation costs

The total formation costs of the sub-fund amounted to EUR 1,280,000. These formation costs will be amortised over a period of five years.

Formation costs	2020
Opening balance at December 2, 2019	–
Capitalized costs	1,280,000
Amortised capitalized costs	-276,983
<b>Total formation costs per end of reporting period</b>	<b>1,003,017</b>

### 7. Cash and cash equivalents

Cash and cash equivalents include balances in current accounts, savings accounts and deposits held with Triodos Bank, Rabobank, CACEIS, ING and BNP Paribas. Cash and cash equivalents are at the free disposal of the sub-fund.

The following interest rates are applicable as per 31 December 2020:

- On the (savings or current) account(s) hold at Triodos Bank -0.70%;
- On the (savings or current) account(s) hold at Rabobank -0.67%;
- On the (savings or current) account(s) hold at CACEIS -0.70%;
- On the (savings or current) account(s) hold at ING -0.72%;

## (Triodos Energy Transition Europe Fund)

### 8. Accounts payable and accrued expenses

The accounts payable and accrued expenses comprise the following:

Accounts payable and accrued expenses	31-12-2020
IMS fee	14,000
Bank fee	584
Supervisory fee	12,000
Audit fee	70,815
Formation fees to be paid	377,018
Advice costs	10,116
Payments in transit	48,218
Other accrued expenses	24
<b>Total accounts payable and accrued expenses</b>	<b>532,776</b>

### 9. Issued and paid-up capital

Issued and paid-up capital	2020
Opening balance per 02.12.2019	3,430,464
Issued capital	1,774,240
Paid-up capital	-764,555
<b>Balance per end of reporting period</b>	<b>4,440,149</b>

Changes in the number of shares:

	2020					
	R-cap	Z1-cap	Z2-cap	Q-cap	I-cap	Total
Number of shares per 02.12.2019	571,413	112,610	1,716,165	1,030,276	–	3,430,464
Subscriptions	328,614	55,595	945,357	157,698	286,976	1,774,240
Redemptions	-30,101	-9,260	-280,855	-444,339	–	-764,555
<b>Number of shares outstanding per end of reporting period</b>	<b>869,926</b>	<b>158,945</b>	<b>2,380,667</b>	<b>743,635</b>	<b>286,976</b>	<b>4,440,149</b>

Investors may subscribe for shares on each valuation date. The Net Asset Value per share will be calculated weekly on each Thursday (or, if such day is not a Business Day, on the following Business Day).

A subscription charge of up to a maximum of 5% of the Net Asset Value may be applied for the benefit of a (sub) Distributor and/or other selling agents. The precise subscription charge can be obtained from the relevant party.

Triodos Energy Transition Europe Fund comprises of the following share classes:

- Euro-denominated Class “R” Capitalisation Shares (ISIN Code: NL0013908684)
- Euro-denominated Class “Z-1” Capitalisation Shares (ISIN Code: NL0013908692)
- Euro-denominated Class “Z-2” Capitalisation Shares (ISIN Code: NL0013908700)
- Euro-denominated Class “Q” Capitalisation Shares (ISIN Code: NL0013908718)
- Euro-denominated Class “I” Capitalisation Shares (ISIN Code: NL0013908726)

For the capitalisation shares no dividends are distributed. The net realised income in these classes of shares is reinvested.

#### *Quality requirements to obtain Shares of a specific Share Class:*

Class “R” Capitalisation Shares are open to certain Retail Investors, depending on their country of residence. Class “R” Shares charge rebates or commissions which may be retained or passed on by the Distributors depending on applicable law and market practice.

## (Triodos Energy Transition Europe Fund)

Class “Z-1” Capitalisation Shares are listed and traded on Euronext Amsterdam and open to all investors who subscribe through a bank or other qualifying financial institution with access to Euronext Amsterdam. Class “Z-1” Shares do not charge any form of rebates or commissions.

Class “Z-2” Capitalisation Shares are open to designated Retail Investors who subscribe through a Distributor. Class “Z-2” Shares do not charge any form of rebates or commissions.

Class “Q” Capitalisation Shares are restricted to Professional Investors and certain qualified private investors such as clients of private banks and/or high net worth individuals, depending on their country of residence. The minimum initial subscription amount for the Class “Q” Shares is EUR 100,000. The minimum holding amount for the Class “Q” Shares is EUR 100,000.

Class “I” Capitalisation Shares are restricted to Professional Investors and certain qualified private investors such as clients of private banks and/or high net worth individuals, depending on their country of residence. The minimum initial subscription amount for the Class “I” Shares is EUR 10 million. The minimum holding amount for the Class “I” Shares is EUR 10 million.

### 10. Agio

Agio	2020
Opening balance per 02.12.2019	113,844,348
Addition from shares issued	59,067,206
Withdrawal from shares issued	-26,709,667
<b>Balance per end of reporting period</b>	<b>146,201,887</b>

### 11. Revaluation reserve

The revaluation reserves concern the positive unrealised changes in the value of individual investments with a valuation at the balance sheet date that is higher than the initial cost. A decrease in revaluation reserves means a decrease in the cumulative positive revaluation of investments.

	2020
Opening balance per 02.12.2019	–
Movement in positive revaluations of equity investments	4,156,390
Movement in positive revaluations of debt investments	320,704
<b>Balance per end of reporting period</b>	<b>4,477,095</b>

The positive revaluations of individual investments above the initial cost are added to the revaluation reserves in equity. This only applies to investments without frequent market quotations. Negative revaluations below the initial cost of individual investments are charged directly to the profit and loss account. As a result, no straightforward reconciliation is possible between the revaluation reserve in equity (note 11) and the revaluations in value of investments (notes 18 and 19).

### 12. Legal reserves

Legal reserves	2020
Opening balance per 02.12.2019	–
Change in legal reserves	1,003,017
<b>Balance per end of reporting period</b>	<b>1,003,017</b>

## (Triodos Energy Transition Europe Fund)

### 13. Other reserves

Other reserves	2020
Opening balance per 02.12.2019	–
Other reserves	-4,477,095
Capitalised costs	-1,280,000
Amortised capitalised costs	276,983
<b>Balance per end of reporting period</b>	<b>-5,480,112</b>

### 14. Unappropriated profit

This concerns the not yet distributed result for the extended financial year.

Unappropriated profit	2020
Opening balance per 02.12.2019	–
Addition / withdrawal other reserves	175,441
<b>Balance per end of reporting period</b>	<b>175,441</b>

Three-year overview of the sub-fund's equity:

	2020	N/A <sup>5</sup>
Fund's equity	150,817,477	
Number of outstanding shares	4,440,149	
Net asset value per share (in EUR)	33.97	

<sup>5</sup> As of 2 December 2019, Triodos Energy Transition Europe Fund is a sub-fund of Triodos Impact Strategies II.  
For historical comparative figures reference is made to the annual report of Triodos SICAV II - Triodos Renewables Energy Fund.

## Notes to the profit and loss account

### 15. Other income

In the event of a Net Redemption in the “Z-1 Capitalisation share class” of Triodos Energy Transition Europe Fund on a Valuation Date, all transactions will be settled at net asset value minus 0.50% of the net asset value for the benefit of Triodos Energy Transition Europe Fund.

### 16. Realised changes in value of equity instruments

	02-12-2019 – 31-12-2020
Realised value increases	479
Realised value decreases	-39,032
<b>Total realised changes</b>	<b>-38,553</b>

The realised changes are calculated on the basis of the actual sales transaction in comparison with the historical cost. The average cost price is used in the event of partial sale of equity instruments

### 17. Realised changes in value of debt instruments

	02-12-2019 – 31-12-2020
Realised value increases	99,138
Realised value decreases	-200,258
<b>Total realised changes</b>	<b>-101,119</b>

### 18. Unrealised changes in value of equity instruments

	02-12-2019 – 31-12-2020
Unrealised value increases	4,156,390
Unrealised value decreases	-7,386,546
<b>Total unrealised changes</b>	<b>-3,230,156</b>

### 19. Unrealised changes in value of debt instruments

	02-12-2019 – 31-12-2020
Unrealised value increases	320,704
Unrealised value decreases	-1,091,617
<b>Total unrealised changes</b>	<b>-770,913</b>

### 20. Investment management fees

For the services it provides, the Alternative Investment Fund Manager is entitled to a management fee payable quarterly and calculated as follows:

Triodos Energy Transition Europe Fund pays for the provision of management services and supporting services an annual management fee to the Alternative Investment Fund Manager of 1.70% for Class “I” Capitalisation Shares, 1.95% for Class “Q” Shares, 1.95% for Class “Z-1” Shares and for “Z-2” Shares and 2.50% for Class “R” Shares, calculated on the relevant share class’ net assets, accrued weekly and payable quarterly. Costs for marketing and distribution activities related to retail investors and attributable to Class “I” Shares, Class “R” Shares and Class “Z” Shares will only be borne

## (Triodos Energy Transition Europe Fund)

by Class “I” Shares, Class “R” Shares and Class “Z” Shares respectively, and will be part of the management fee. The costs for marketing activities related to retail investors and attributable to Class “Z” Shares may amount to maximum 0.20% (on an annual basis) of this Share Class, net assets. The management fee is excluding VAT and when applicable will be charged to Triodos Energy Transition Europe Fund.

### 21. Administrative and depositary fees

	02-12-2019 – 31-12-2020
<b>Administrative fees</b>	
Administration fees	114,704
Registration fees	5,964
<b>Total administrative fees</b>	<b>120,668</b>
	02-12-2019 – 31-12-2020
<b>Depositary fees</b>	
BNP depositary fees	30,046
<b>Total depositary fees</b>	<b>30,046</b>

The depositary is entitled to receive depositary and custody fees for the safekeeping of the financial instruments that are held in custody, for the record keeping and verification of ownership of the other assets, for the oversight duties and for the cash flow monitoring. These fees consist of a fixed annual fee of EUR 15,000 and a variable fee equal to a percentage of the Net Asset Value of Triodos Energy Transition Europe Fund.

### 22. Audit and advisory fees

	02-12-2019 – 31-12-2020
<b>Audit and advisory fees</b>	
Audit fees	103,485
Legal fees	45,878
Advice fees	64,797
Fiscal advice fees	21,446
Compliance advice fees	7,500
Notary fees	1,368
<b>Total audit and advisory fees</b>	<b>244,474</b>

The legal fees of EUR 45,878 primarily relate to due diligence and advice on investment transactions.

The advice fees of EUR 86,243 and the compliance advice fees of EUR 7,500 do relate to primarily relate to advice on investment acquisitions.

The audit fees relate for EUR 95,195 to the audit of the financial statements 2020. The costs for other audit activities amounted to EUR 8,290. These other audit procedures relate to ISAE-3402 audit activities for EUR 4,242 and audit activities in regard of the prospectus for EUR 4,048. The external independent auditor has not performed any advisory activities.



## (Triodos Energy Transition Europe Fund)

Audit fees	02-12-2019 – 31-12-2020	
	Pricewaterhouse Coopers Accountants NV	Other Pricewaterhouse Coopers network
Audit of the financial statements	95,195	–
Other audit assignments	8,290	–
Tax advisory services	–	–
Other assignments	–	–
<b>Total</b>	<b>103,485</b>	<b>–</b>

### 23. Other interest paid

This concerns the (negative) interest on the bank accounts held by Triodos Energy Transition Europe Fund.

### 24. Other expenses

The other expenses comprise the following:

Other expenses	02-12-2019 – 31-12-2020
Supervisory Board fee	34,124
Commissions and bank charges	159,393
Bank charges	13,073
Fundagent / ENL agent	9,425
Transaction costs	132,662
Other commissions	4,234
Various other expenses	123,061
DNB costs	14,000
Marketing fees	17,021
Other costs	92,040
<b>Total other expenses</b>	<b>316,578</b>

## Cost structure

Triodos Energy Transition Europe Fund does not employ any employees or directors. The sub-fund is managed by Triodos Investment Management for a management fee. For more details regarding the management fee reference is made to Note 20.

### Remuneration of the Supervisory Board

The compensation for the external members of the Supervisory Board amounts to EUR 4,000 a year for an external member and EUR 5,500 for the chairperson. The remuneration for members of the Supervisory Board is determined by the General Meeting of Shareholders. This does not take into account market conformity. No loans, advances or guarantees have been provided to the members of the Supervisory Board. For reasons of principle, there is no option scheme for members of the Supervisory Board.

## (Triodos Energy Transition Europe Fund)

The remuneration of the members of the Supervisory Board is as follows:

(amounts in euro's)	02-12-2019 – 31-12-2019	01-01-2020 – 31-12-2020	02-12-2019 – 31-12-2020
Jacqueline Rijdsdijk (chair)	1,833	5,500	7,333
Jan Willem van der Velden	1,333	4,000	5,333
Gerard Groener	1,333	4,000	5,333
Henk Raué	1,333	4,000	5,333
Elfrieke van Galen	1,333	4,000	5,333
<b>Subtotal</b>	<b>7,165</b>	<b>21,500</b>	<b>28,665</b>
Non-deductible VAT	1,784	3,675	5,459
<b>Total</b>	<b>8,949</b>	<b>25,175</b>	<b>34,124</b>

### Total operating expenses

The total operating expenses of the sub-fund for the reporting period amount to EUR 3,974,153.

Cost comparison 2020	Expenses 2020	Expenses prospectus
Management fee*	3,118,066	3,118,066
Costs of formation	276,983	276,983
Marketing fees**	17,021	17,021
Remuneration of the Supervisory Board members	34,124	34,124
Costs legal owner***	–	–
Costs custodians	30,046	30,046
Costs external independent auditor****	103,485	103,485
Regulator's costs	14,000	14,000
Costs of the administration of third-party distributors' investment positions*****	114,704	114,704
Registrar's fees	5,964	5,964
Other sub-fund related expenses	259,760	1,262,577
	<b>3,974,153</b>	<b>4,976,970</b>

\* Reference is made to Note 20 for the percentages of management fee per share class.

\*\* The costs for marketing activities incurred by the Fund Manager related to retail investors and attributable to Class "Z-1" Shares and the Class "Z-2" Shares will only be borne by Class "Z-1" Shares and the "Z-2" Shares respectively and may amount to maximum 0.20% (on an annual basis) of each of these Share Classes' net assets.

\*\*\* The depository and custody fees consist of a fixed annual fee of EUR 15,000 and a variable fee equal to a percentage of the Net Asset Value of the Sub-Fund. At a fund size of EUR 150 million the estimated annual fees amount to EUR 36,446.

\*\*\*\* The independent auditor is entitled to a fee. These costs are estimated at EUR 68,962 annually.

\*\*\*\*\* The Fund Agent is entitled to a fee. At a fund size of EUR 150 million the estimated annual fees amount to EUR 10,440. The Transfer Agent is entitled to a fee. At a fund size of EUR 150 million the estimated annual fees amount to EUR 34,739. The Administrator is entitled to a fee. At a fund size of EUR 150 million the estimated annual fees amount to EUR 94,961.

### Off-balance sheet commitments

Triodos Energy Transition Europe Fund has committed itself to investments of approximately EUR 11.9 million as per 31 December 2020 consisting of the following dates of maturity:

- within 1 year: EUR 8.1 million.
- within 2 up to 5 years: EUR 3.8 million.

### Related party transactions

The sub-fund has significant transactions with related parties. These are specified below.

#### Triodos Bank

The sub-fund holds a cash balance of EUR 3,482 at Triodos Bank (refer to Note 7).

## (Triodos Energy Transition Europe Fund)

### *Triodos Investment Management*

The sub-fund pays a management fee to the Fund Manager as the AIFM. During 2020 management fees of EUR 1,559,779 were paid to the Fund Manager (refer to Note 20). As at 31 December 2020, an amount of EUR 1,549,388 is payable to the Fund Manager (refer to Note 8).

### **Ongoing charges**

The ongoing charges (ratio) is calculated by dividing all relevant costs, divided by the average net asset value. For the calculation of the average net asset value, each computation and publication of the net asset value is taken into account. The ongoing charges are calculated over the thirteen-month period since inception of Triodos Energy Transition Europe Fund and annualised to arrive at the estimated yearly ongoing charges figure.

#### **Ongoing charges**

I-cap (EUR)	2.39%
Q-cap (EUR)	2.62%
R-cap (EUR)	3.00%
Z1-cap (EUR)	2.51%
Z2-cap (EUR)	2.49%

### **Turnover factor**

The turnover factor is -31.90% in 2020. The turnover factor is calculated as:

The total movement in investments of EUR 42,950,597 (purchases of EUR 25,314,786; sales of EUR 17,635,811) minus the total movement in own shares of EUR 88,315,668 (issue of own shares of EUR 60,841,446; redemption of own shares of EUR 27,474,222) divided by the average net assets of EUR 142,199,146. Due to the specific nature of Triodos Energy Transition Europe Fund, the turnover factor cannot simply be compared with other investment funds.

### **Subsequent events**

As of 14 April 2021, subscriptions for all share classes in the Triodos Energy Transition Europe Fund are temporarily suspended. During this period investors are not able to buy shares in the sub-fund. Investors that would like to sell their shares in the sub-fund can still do so. At this point in time it is not known when the sub-fund will reopen for new inflow.

# **Financial Statements**

## **Triodos Food Transition Europe Fund**

## (Triodos Food Transition Europe Fund)

### Balance sheet

Before profit appropriation (amounts in euro's)	Note*	31-12-2020
<b>Investments</b>		
Equity instruments	1	49,337,109
Debt instruments	2	–
Derivatives (positive)	3	331,230
<b>Total investments</b>		<b>49,668,339</b>
<b>Receivables</b>		
Other receivables		23,074
<b>Other assets</b>		
Formation costs	4	430,984
<b>Cash and cash equivalents</b>	<b>5</b>	<b>2,285,599</b>
<b>Current liabilities</b>		
Investment management fees payable		237,738
Accounts payable and accrued expenses	6	180,269
Derivatives (negative)	3	269,968
<b>Receivables and other assets less current liabilities</b>		<b>2,051,682</b>
<b>Assets less current liabilities</b>		<b>51,720,021</b>
<b>Equity</b>		
Issued and paid-up capital	7	450,767
Agio	8	43,413,703
Revaluation reserve	9	11,674,522
Legal reserves	10	430,984
Other reserves	11	-12,105,505
Unappropriated profit	12	7,855,550
<b>Total equity</b>		<b>51,720,021</b>

\* See the notes to the balance sheet, profit and loss account and cash flow statement.

## (Triodos Food Transition Europe Fund)

### Profit and loss account

(amounts in euro's)	Note*	02-12-2019 – 31-12-2020 <sup>6</sup>
<b>Direct results from investments</b>		
Dividend	1	1,318,379
		<b>1,318,379</b>
<b>Indirect results from investments</b>		
Realised changes in value of investments		
Equity instruments	13	276,323
Debt instruments	14	-81,521
Derivatives	15	-24,219
		<b>170,583</b>
<b>Unrealised changes in value of investments</b>		
Equity instruments	16	8,148,452
Derivatives	17	61,262
		<b>8,209,714</b>
Other operating income	18	88,099
		<b>88,099</b>
<b>Total income</b>		<b>9,786,776</b>
<b>Operating expenses</b>		
Amortisation of formation expenses		119,016
Investment management fees	19	932,891
Administrative and depositary fees	20	70,645
Audit and advisory fees	21	95,745
Other interest paid	22	70,842
Other expenses	23	617,680
<b>Total operating expenses</b>		<b>1,906,819</b>
<b>Operating result</b>		<b>7,879,957</b>
Exchange rate results		-24,407
<b>Result before taxes</b>		<b>7,855,550</b>
Income tax		–
<b>Result for the year</b>		<b>7,855,550</b>

\* See the notes to the balance sheet, profit and loss account and cash flow statement.

<sup>6</sup> The reporting period of the financial statements is the first reporting period of Triodos Food Transition Europe Fund and comprises the extended period 2 December 2019 until 31 December 2020.

## (Triodos Food Transition Europe Fund)

### Cash flow statement

(amounts in euro's)	Note*	02-12-2019 – 31-12-2020 <sup>7</sup>
<b>Cash flow from investment activities</b>		
Result ex. exchange rate differences		7,879,957
Adjustment to reconcile the result to the cash flow generated by the investment activities:		
Realised changes in value of investments		-170,583
Unrealised changes in value of investments		-8,209,714
Purchases of investments		-6,620,682
Sale of investments		10,674,501
Costs directly charged to equity		-430,984
<b>Movement in assets and liabilities</b>		
Movement in receivables from investment activities		121,084
Movement in liabilities arising from investment activities		388,941
<b>Net cash flow from investment activities</b>		<b>3,632,520</b>
<b>Cash flow from financing activities</b>		
Received upon issue of own shares		14,162,637
Repurchase of own shares		-12,351,115
Dividend paid		–
<b>Net cash flow from financing activities</b>		<b>1,811,522</b>
Change in cash and cash equivalents		5,444,042
Cash and cash equivalents at the beginning of the reporting period		-3,134,035
Exchange rate differences		-24,407
<b>Cash and cash equivalents at the end of the reporting period</b>	<b>5</b>	<b>2,285,599</b>

\* See the notes to the balance sheet, profit and loss account and cash flow statement.

<sup>7</sup> The reporting period of the financial statements is the first reporting period of Triodos Food Transition Europe Fund and comprises the extended period 2 December 2019 until 31 December 2020.



## Notes to the balance sheet

### 1. Equity instruments

Movement schedule equity instruments	2020
Opening balance at December 2, 2019	44,240,371
Purchases	6,620,682
Sales	-9,948,719
Change in realised gains/losses	276,323
Change in unrealised gains/losses	8,148,452
Revaluations due to exchange rate differences	-
<b>Balance at end of reporting period</b>	<b>49,337,109</b>

The cost price of the equity instruments at year-end 2020 was EUR 41,188,657.

Income from payments of profit distributions on equity investments (dividend income) is recognised when the right to receive payment is established. During the period the sub-fund earned EUR 1,318,379 in dividend income.

In December 2019, Dutch sustainable food retailer Marqt was fully acquired by Udea, a leading Benelux wholesaler, brand owner and organic retailer through their chains EkoPlaza, Origin'o and Natuurwinkel. This strategic step meant a responsible exit for Triodos Food Transition Europe Fund, as the sub-fund sold its shareholding in Marqt with a positive financial result while safeguarding Marqt's future and mission. Triodos Organic Growth Fund became a shareholder in Marqt in April 2017.

The investments, where the sub-fund has a majority interest, are excluded from consolidation due to the existence of an exit strategy, in accordance with the interpretation of article 407c, Title 9, Book 2 of the DCC which is guided by the accounting standard (RJ 217.308.b) issued by the Dutch Accounting Standards Board. An overview of the investments is included in the management report.

### 2. Debt instruments

Movement schedule debt instruments	2020
Opening balance at December 2, 2019	921,521
Purchases	-
Sales	-840,000
Change in realised gains/losses	-81,521
Change in unrealised gains/losses	-
Revaluations due to exchange rate differences	-
<b>Balance at end of reporting period</b>	<b>-</b>

The change in unrealised gains/losses comprise the positive and negative revaluations during the reporting period. Positive revaluations of individual investments above the initial cost price are added to the revaluation reserves.

## (Triodos Food Transition Europe Fund)

### 3. Derivatives

The derivatives concerns contracts in which Triodos Food Transition Europe Fund agrees to deliver the agreed foreign currency amounts on the agreed dates.

Movement schedule	2020
Opening balance at December 2, 2019	–
Purchases	–
Sales	24,219
Change in realised gains/losses	–
Change in unrealised gains/losses	61,262
Revaluation due to exchange rate differences	-24,219
<b>Total</b>	<b>61,262</b>

As at December 31, 2020, outstanding forward foreign exchange contracts are composed of:

Foreign currency contracts	2020		
	Payer	Receiver	Unrealised gain/ (loss) in EUR
US dollar (USD)	4,713,771.95	-5,419,878.90	303,023.40
British pound (GBP)	354,478.66	-310,105.00	8,373.47
Swedish korna (SEK)	5,952,024.74	62,505,036.00	-254,997.82
Danish korone (DKK)	12,490,452.93	-93,061,237.00	-14,745.18
Swiss francs (CHF)	4,647,482.60	-4,999,985.00	19,608
<b>Total</b>			<b>61,262</b>

Future cash flows from Investments are mainly affected by exchange rates and market interest rates. The currency forward contracts have been concluded to hedge the exchange risk on investments in foreign currencies. At year-end 2020, 5.7% of the Investments of Triodos Food Transition Europe Fund were provided in local currencies that were not hedged by currency forward contracts. At year-end 2020, 9.7% of the investments of Triodos Food Transition Europe Fund are in US dollars, 0.8% in British pounds, 13.6% in Swedish korna, 27.2% in Danish korone and 11.5% in Swiss francs. The currency risk for the US dollar is largely hedged by means of forward exchange contracts.

The sub-fund shall not invest in or apply special techniques or instruments, other than currency hedging instruments and the sub-fund may not invest more than 50% of its net assets in un-hedged non-euro denominated investments.

The derivatives are entered into with bank and financial institution counterparties (Rabobank), which is rated A+, based on S&P Global and Fitch ratings. The contracts have been concluded with Rabobank. The term of the forward exchange contracts at year-end 2020 varies between 0 and 12 months.

Forward exchange contracts	31-12-2020
To receive	337,985
To pay	276,723
<b>Total</b>	<b>61,262</b>

The maturity is divided as follows:

	31-12-2020
Less than 1 years	61,262
Within 1 to 5 years	–
Within 5 to 10 years	–
More than 10 years	–

**Collateral**

Agreements have been made with regard to the forward exchange contracts concluded with Rabobank of a reciprocal collateral exchange, that is, cash deposited as collateral related to the fair value of derivative positions. At the balance sheet date, the sub-fund made no collateral payment and received no collateral payment in connection with the fair value of the forward exchange contracts.

**4. Formation costs**

The total formation costs of the sub-fund amounted to EUR 550,000. These formation costs will be amortised over a period of five years.

Formation costs	2020
Opening balance at December 2, 2019	–
Capitalized costs	550,000
Amortised capitalized costs	-119,016
<b>Total formation costs per end of reporting period</b>	<b>430,984</b>

**5. Cash and cash equivalents**

Cash and cash equivalents include balances in current accounts, savings accounts and deposits held with Triodos Bank, Rabobank, CACEIS, ING and BNP Paribas. Cash and cash equivalents are at the free disposal of the sub-fund.

The following interest rates are applicable per 31 December 2020:

- On the (savings or current) account(s) hold at Triodos Bank -0.70%;
- On the (savings or current) account(s) hold at Rabobank -0.67%;
- On the (savings or current) account(s) hold at CACEIS -0.70%;
- On the (savings or current) account(s) hold at ING -0.72%;

**6. Accounts payable and accrued expenses**

The accounts payable and accrued expenses comprise the following:

Accounts payable and accrued expenses	2020
Creditors	94,798
Interest charges on bank accounts	109
IMS fee	6,000
Bank fee	11,000
Supervisory fee	6,750
Audit fee	39,650
Other accrued expenses	21,963
<b>Total accounts payable and accrued expenses</b>	<b>180,269</b>

The other accrued expenses comprise several invoices to be paid (advisory and other payments).

**7. Issued and paid-up capital**

Issued and paid-up capital	2020
Opening balance per 02.12.2019	432,599
Issued capital	146,672
Paid-up capital	-128,504
<b>Balance per end of reporting period</b>	<b>450,767</b>

## (Triodos Food Transition Europe Fund)

Changes in the number of shares:

	2020			
	Q-cap	Q-dis	I-cap	Total
Number of shares per 02.12.2019	123,018	309,581	–	432,599
Subscriptions	42,560	5,131	98,981	146,672
Redemptions	-25,206	-103,298	–	-128,504
<b>Number of shares outstanding per end of reporting period</b>	<b>140,372</b>	<b>211,414</b>	<b>98,981</b>	<b>450,767</b>

Investors may subscribe for shares on each valuation date. The Net Asset Value per share will be determined quarterly, as of the last Business Day of each calendar quarter (the “Valuation Date”) and will be calculated at the latest five Business Days after the relevant Valuation Date.

A subscription charge of up to a maximum of 3% of the Net Asset Value may be applied for the benefit of selling agents. The precise subscription charge can be obtained from the relevant party.

Triodos Food Transition Europe Fund comprises of the following share classes:

- Euro-denominated Class “Q” Capitalisation Shares (ISIN Code: NL0013908742))
- Euro-denominated Class “Q” Distribution Shares (ISIN Code: NL0013908734)
- Euro-denominated Class “I” Capitalisation Shares (ISIN Code: NL0013908759)
- Euro-denominated Class “I” Distribution Shares (ISIN Code: NL0014115156)

For the capitalisation shares no dividends are distributed. The net realised income in these classes of shares is reinvested. For the distribution shares dividends will be distributed upon the decision of the management board of the Fund. It is the Fund’s intention to distribute dividends concerning the distribution shares at least annually.

### *Quality requirements to obtain Shares of a specific Share Class:*

Class “Q” Capitalisation Shares are restricted to Professional Investors and certain qualified private investors such as clients of private banks and/or high net worth individuals, depending on their country of residence. The minimum subscription amount for the Class “Q” Capitalisation Shares is EUR 250,000. The minimum holding amount for the Class “Q” Capitalisation Shares is EUR 250,000.

Class “Q” Distribution Shares are restricted to Professional Investors and certain qualified private investors such as clients of private banks and/or high net worth individuals, depending on their country of residence. The minimum subscription amount for the Class “Q” Distribution Shares is EUR 250,000. The minimum holding amount for the Class “Q” Distribution Shares is EUR 250,000.

Class “I” Capitalisation Shares are restricted to Professional Investors and certain qualified private investors such as clients of private banks and/or high net worth individuals, depending on their country of residence. The minimum initial subscription amount for the Class “I” Capitalisation Shares is EUR 10 million. The minimum holding amount for the Class “I” Capitalisation Shares is EUR 10 million.

Class “I” Distribution Shares are restricted to Professional Investors and certain qualified private investors such as clients of private banks and/or high net worth individuals, depending on their country of residence. The minimum initial subscription amount for the Class “I” Distribution Shares is EUR 10 million. The minimum holding amount for the Class “I” Distribution Shares is EUR 10 million.

## (Triodos Food Transition Europe Fund)

### 8. Agio

Agio	2020
Opening balance per 02.12.2019	41,620,350
Addition from shares issued	14,015,965
Withdrawal from shares issued	-12,222,611
<b>Balance per end of reporting period</b>	<b>43,413,703</b>

### 9. Revaluation reserve

The revaluation reserves concern the positive unrealised changes in the value of individual investments with a valuation at the balance sheet date that is higher than the initial cost. A decrease in revaluation reserves means a decrease in the cumulative positive revaluation of investments.

	2020
Opening balance per 02.12.2019	–
Movement in positive revaluations of equity investments	11,303,542
Movement in positive revaluations of derivatives	370,980
<b>Balance per end of reporting period</b>	<b>11,674,522</b>

The positive revaluations of individual investments above the initial cost are added to the revaluation reserves in equity. This only applies to investments without frequent market quotations. Negative revaluations below the initial cost of individual investments are charged directly to the profit and loss account. As a result, no straightforward reconciliation is possible between the revaluation reserve in equity (note 9) and the revaluations in value of investments (note 16).

### 10. Legal reserves

Legal reserves	2020
Opening balance per 02.12.2019	–
Change in legal reserves	430,984
<b>Balance per end of reporting period</b>	<b>430,984</b>

### 11. Other reserves

Other reserves	2020
Opening balance per 02.12.2019	–
Other reserves	-11,674,522
Capitalised costs	-550,000
Amortised capitalised costs	119,016
<b>Balance per end of reporting period</b>	<b>-12,105,505</b>

### 12. Unappropriated profit

This concerns the not yet distributed result for the extended financial year.

Unappropriated profit	2020
Opening balance per 02.12.2019	–
Addition / withdrawal other reserves	7,855,550
<b>Balance per end of reporting period</b>	<b>7,855,550</b>

## (Triodos Food Transition Europe Fund)

Three-year overview of the sub-fund's equity\*:

	2020	N/A <sup>8</sup>
Fund's equity	51,720,021	
Number of outstanding shares	450,767	
Net asset value per share (in EUR)	114.74	

<sup>8</sup> As of 2 December 2019, Triodos Food Transition Europe Fund is a sub-fund of Triodos Impact Strategies II.

For historical comparative figures reference is made to the annual report of Triodos SICAV II - Triodos Renewables Energy Fund.

\* NAV per share is based on the net asset value as presented in this annual report. There is a difference between the net asset value of the sub-fund presented in this annual report compared to the published share prices as per 31 December 2020 (i.e. the last price at which shares were traded in the reporting period). This is due to the investment values in the annual report being based on available information up to the date of publication, while the published share price as per 31 December 2020 was based on information available at the time of publication. As at 31 March 2021, the published share price takes into account the latest information available at that date, including all information used for the preparation of the annual report as applicable.

## Notes to the profit and loss account

### 13. Realised changes in value of equity instruments

	02-12-2019 – 31-12-2020
Realised value increases	354.373
Realised value decreases	-78.050
<b>Total realised changes</b>	<b>276.323</b>

The realised changes are calculated on the basis of the actual sales transaction in comparison with the historical cost. The average cost price is used in the event of partial sale of equity instruments.

### 14. Realised changes in value of debt instruments

	02-12-2019 – 31-12-2020
Realised value increases	–
Realised value decreases	-81,521
<b>Total realised changes</b>	<b>-81,521</b>

### 15. Realised changes in value of derivatives

	02-12-2019 – 31-12-2020
Realised value increases	154,244
Realised value decreases	-178,463
<b>Total realised changes</b>	<b>-24,219</b>

### 16. Unrealised changes in value of equity instruments

	02-12-2019 – 31-12-2020
Unrealised value increases	11,303,542
Unrealised value decreases	-3,155,090
<b>Total unrealised changes</b>	<b>8,148,452</b>

### 17. Unrealised changes in value of derivatives

	02-12-2019 – 31-12-2020
Unrealised value increases	370,980
Unrealised value decreases	-309,718
<b>Total unrealised changes</b>	<b>61,262</b>

### 18. Other operating Income

The other operating Income amounting to EUR 88,099 consists of a tax refund related to dividend income.



## (Triodos Food Transition Europe Fund)

### 19. Investment management fees

Triodos Food Transition Europe Fund pays for the provision of management services and supporting services an annual Management Fee to the Fund Manager of 2% for Class “Q” Capitalisation Shares and Class “Q” Distribution Shares, calculated on the relevant Classes’ net assets, accrued and payable quarterly.

Triodos Food Transition Europe Fund pays for the provision of management services and supporting services an annual Management Fee to the Fund Manager of 1,75% for Class “I” Capitalisation Shares and Class “I” Distribution Shares, calculated on the relevant Classes’ net assets, accrued and payable quarterly.

### 20. Administrative and depositary fees

	02-12-2019 – 31-12-2020
<b>Administrative fees</b>	
Administration fees	56,366
Registration fees	333
Financial administration	1,089
<b>Total administrative fees</b>	<b>57,788</b>
	02-12-2019 – 31-12-2020
<b>Depositary fees</b>	
BNP depositary fees	12,856
<b>Total depositary fees</b>	<b>12,856</b>

The depositary is entitled to receive depositary and custody fees for the safekeeping of the financial instruments that are held in custody, for the record keeping and verification of ownership of the other assets, for the oversight duties and for the cash flow monitoring. These fees consist of a fixed annual fee of EUR 15,000 and a variable fee equal to a percentage of the Net Asset Value of Triodos Food Transition Europe Fund.

### 21. Audit and advisory fees

	02-12-2019 – 31-12-2020
<b>Audit and advisory fees</b>	
Audit fees	57,800
Legal fees	29,315
Advice fees	7,151
Compliance advice fees	1,120
Notary fees	359
<b>Total audit and advisory fees</b>	<b>95,745</b>

The legal fees of EUR 29,315 primarily relate to due diligence on investment transactions.

The advice fees of EUR 7,151 and the compliance advice fees of EUR 1,120 do relate to internal control and tax compliance advice.

## (Triodos Food Transition Europe Fund)

The audit fees relate for EUR 52,326 to the audit of the financial statements 2020. The costs for other audit activities amounted to EUR 5,474. These other audit procedures relate to ISAE-3402 for EUR 4,047 and for EUR 1,427 to audit procedures in relation to the prospectus. The external independent auditor has not performed any advisory activities.

Audit fees	02-12-2019 – 31-12-2020	
	Pricewaterhouse Coopers Accountants NV	Other Pricewaterhouse Coopers network
Audit of the financial statements	52,326	–
Other audit assignments	5,474	–
Tax advisory services	–	–
Other assignments	–	–
<b>Total</b>	<b>57,800</b>	<b>–</b>

### 22. Other interest paid

This concerns the (negative) interest on the bank accounts held by Triodos Food Transition Europe Fund.

### 23. Other expenses

The other expenses comprise the following:

Other expenses	02-12-2019 – 31-12-2020
Supervisory Board fee	33,844
Commissions and bank charges	402,876
Bank charges	128,283
Fundagent / ENL agent	3,250
Transaction costs	270,757
Other commissions	586
Various other expenses	180,960
DNB costs	13,743
Marketing fees	28,988
Other costs	138,229
<b>Total other expenses</b>	<b>617,680</b>

## Cost structure

Triodos Food Transition Europe Fund does not employ any employees or directors. The sub-fund is managed by Triodos Investment Management for a management fee. For more details regarding the management fee reference is made to Note 19.

### Remuneration of the Supervisory Board

The compensation for the external members of the Supervisory Board amounts to EUR 4,000 a year for an external member and EUR 5,500 for the chairperson. The remuneration for members of the Supervisory Board is determined by the General Meeting of Shareholders. This does not take into account market conformity. No loans, advances or guarantees have been provided to the members of the Supervisory Board. For reasons of principle, there is no option scheme for members of the Supervisory Board.

## (Triodos Food Transition Europe Fund)

The remuneration of the members of the Supervisory Board is as follows:

(amounts in euro's)	02-12-2019 – 31-12-2019	01-01-2020 – 31-12-2020	02-12-2019 – 31-12-2020
Jacqueline Rijdsdijk (chair)	1,833	5,500	7,333
Jan Willem van der Velden	1,333	4,000	5,333
Gerard Groener	1,333	4,000	5,333
Henk Raué	1,333	4,000	5,333
Elfrieke van Galen	1,333	4,000	5,333
<b>Subtotal</b>	<b>7,165</b>	<b>21,500</b>	<b>28,665</b>
Non-deductible VAT	1,504	3,675	5,179
<b>Total</b>	<b>8,669</b>	<b>25,175</b>	<b>33,844</b>

### Total operating expenses

The total operating expenses of the sub-fund for the reporting period amount to EUR 1,564,964.

Cost comparison 2020	Expenses 2020	Expenses prospectus
Management fee*	932,891	932,891
Costs of formation	119,016	119,016
Marketing fees**	28,988	28,988
Remuneration of the Supervisory Board members	29,844	29,844
Costs legal owner***	–	–
Costs custodians	12,856	12,856
Costs external independent auditor****	57,800	57,800
Regulator's costs	13,743	14,000
Costs of the administration of third-party distributors' investment positions*****	57,455	57,455
Registrar's fees	333	333
Other sub-fund related expenses	309,377	261,039
	<b>1,564,964</b>	<b>1,516,882</b>

\* Reference is made to Note 20 for the percentages of management fee per share class.

\*\* The costs for marketing activities may amount to maximum 0.20% (on an annual basis) of the net assets of the sub-fund.

\*\*\* The depository and custody fees consist of a fixed annual fee of EUR 15,000 and a variable fee equal to a percentage of the Net Asset Value of the Sub-Fund. At a fund size of EUR 50 million the estimated annual fees amount to EUR 15,125.

\*\*\*\* The independent auditor is entitled to a fee. These costs are estimated at EUR 32,240 annually.

\*\*\*\*\* The Transfer Agent is entitled to a fee. At a fund size of EUR 50 million the estimated annual fees amount to EUR 8,228. The Administrator is entitled to a fee. At a fund size of EUR 50 million the estimated annual fees amount to EUR 50,094.

### Off-balance sheet commitments

Triodos Food Transition Europe Fund has not committed itself to investments per 31 December 2020.

### Related party transactions

The sub-fund has significant transactions with related parties. These are specified below.

#### Triodos Bank

- The sub-fund holds a cash balance of EUR 23,356 a Triodos Bank (refer to Note 6).
- As of November 17, 2020, Triodos Bank has provided financing of EUR 10 million on market terms to replace the previous agreement of November 5, 2019. This is an unused credit facility, which is off-balance sheet.

#### Triodos Investment Management

The sub-fund pays a management fee to the Fund Manager as the AIFM. During 2020 management fees of EUR 695,153 were paid to the Fund Manager (refer to Note 19). As at 31 December 2020, an amount of EUR 235,768 is payable to the Fund Manager (refer to Note 6).

## (Triodos Food Transition Europe Fund)

### Ongoing charges \*

The ongoing charges (ratio) is calculated by dividing all relevant costs, divided by the average net asset value. For the calculation of the average net asset value, each computation and publication of the net asset value is taken into account. The ongoing charges are calculated over the thirteen-month period since inception of Triodos Food Transition Europe Fund and annualised to arrive at the estimated yearly ongoing charges figure.

#### Ongoing charges

I-dis (EUR)	3.09%
Q-cap (EUR)	3.34%
Q-dis (EUR)	3.34%

\* The ongoing charges reflect the total normalised expenses charged to the result, divided by the average net asset value. For the calculation of the average net asset value, each computation and publication of the share prices is taken into account. The ongoing charges are calculated over the thirteen-month period since the launch of the sub-fund and annualised to arrive at the estimated yearly ongoing charges figure.

### Turnover factor

The turnover factor is -20.58% in 2020. The turnover factor is calculated as:

The total movement in investments of EUR 17,295,183 (purchases of EUR 6,620,682; sales of EUR 10,674,501) minus the total movement in own shares of EUR 26,513,752 (issue of own shares of EUR 14,162,637; redemption of own shares of EUR 12,351,115) divided by the average net assets of EUR 44,788,021. The average net assets takes into account the amount presented in this annual report, which differs from the published share price as at 31 December 2020. Due to the specific nature of Triodos Food Transition Europe Fund, the turnover factor cannot simply be compared with other investment funds.

### Subsequent events

There are no subsequent events after balance sheet date.

Zeist, 29 April 2021

Fund manager, Triodos Energy Transition Europe Fund  
Vincent van Haarlem

Fund manager, Triodos Food Transition Europe Fund  
Isabelle Laurencin

Board of Directors of Triodos Investment Management  
Jacco Minnaar (Chair)  
Kor Bosscher  
Dick van Ommeren

# Other Information

## Statutory rules governing the appropriation of profit and loss

The rules regarding the appropriation of profit in accordance with Article 24 of the Articles of Association reads as follows:

1. A distribution of profits pursuant to the provisions of this article is made after the adoption of the annual accounts which show that the distribution is allowed.
2. The adopted annual accounts show, for each sub-fund, the amount in income attained with the capital allocated to the sub-fund concerned. The income attained by a sub-fund is allocated to the types of shares in which a sub-fund is subdivided in proportion to the most recently determined total intrinsic value of all the shares of a type not issued to the Company.

The adopted annual accounts also show for each type of ordinary share the following costs (i) the costs and taxes in respect of the amounts paid up on each type of ordinary share (ii) the other costs relating to a type of ordinary shares (including the management costs) and (iii) the share of the contribution allocated to the type concerned to the general costs and charges of the Company calculated in accordance with paragraph 4 of article 20. The holders of shares of a type are entitled to the balance of the income to be allocated to the relevant type and the costs, taxes and charges to be deducted from it in proportion to the number of shares of the relevant type issued to parties other than the Company.

3. Following approval by the supervisory board, the management board will decide for each type of share what part of the balance referred to in paragraph 2 will be allocated to the Other Reserve maintained for the relevant type of share. After the allocation referred to in the preceding sentence a dividend, in so far as possible, will be paid on the priority shares, equal to four per cent (4%) of the nominal value of these shares. No further distribution of profit will be effected on the priority shares. The remaining amount will be paid to the holders of ordinary shares of the relevant type or otherwise made available to the holders of the relevant shares in the manner referred to in the Prospectus and in line with the distribution policy per type of share set out in that Prospectus. If the abovementioned balance of income and costs is negative, the amount will be deducted from the Other Reserve that is maintained for the relevant type of shares.

## Statutory rules governing distributions

The rules regarding distributions in accordance with Article 25 of the Articles of Association reads as follows:

1. Profit distributions and other payments may only be made in so far as the Company's equity is larger than the paid-up and called up part of the share capital plus the reserves that are to be maintained by law or the articles of association. If and in so far as the Company must, in any year, form or increase statutory reserves that do not relate to a specific type of shares, these statutory reserves will be formed or increased by charging the required amount equally to the reserves of the types of which shares have been issued to parties other than the Company. If and in so far as a statutory reserve is released, the released amounts will be added equally to the reserves of the types for which the statutory reserve was formed or increased.
2. All distributions relating to a specific type will be effected in proportion to the quantity of the relevant type of shares held.
3. With due observance of paragraph 1, distributions chargeable to a reserve and a complete cancellation of a reserve may be effected at any time by virtue of a resolution of the General Meeting, but only on the proposal of the management board and with the prior approval of the supervisory board.
4. Profit distributions and other payments are made payable on a date to be determined by the management board.
5. Distributions that have not been taken up within five years and one day after having been made available will fall to the Company for the benefit of the relevant type of share.
6. With due observance of paragraph 4 of article 2:105 BW the management board may decide on interim profit distributions.
7. The management board may, subject to the prior approval of the supervisory board, decide that distributions are effected in full or in part other than in money, including in participation rights in investment institutions or UCITS (i) that are managed by the same administrator as the Company (ii) that are managed by a group company of the administrator of the Company or (iii) of which the management board is a group company of the administrator. The prior approval referred to in the preceding sentence is not required if shares are granted in line with the distribution policy per type of share as set out in the Prospectus.

## **Composition of the supervisory board**

The Supervisory Board consists of five members. Of those five members, two are of the female gender, which means that the Fund complies with the balanced distribution as referred to in Article 2: 166 of the Civil Code. Despite the fact that this provision is no longer in force as of January 1, 2020, Triodos Impact Strategies II N.V. strives for diversity at the top in line with the legislative proposal Modernization of NV law and a more balanced male / female ratio presented for consultation on April 15, 2020.

## **Interests of members of the supervisory board and the manager in investments of the Fund**

The members of the Supervisory Board of Triodos Impact Strategies II N.V., as well as the members of the board of Triodos Investment Management and Triodos Bank N.V., have or had no personal interest in an investment of Triodos Impact Strategies II N.V.'s sub-funds at any time during the reporting period.

## **Participation ownership**

The members of the management board of Triodos Investment Management and the members of the Supervisory Board of Triodos Impact Strategies II N.V. did not hold any Triodos Impact Strategies II N.V.'s sub-fund share as at 31 December 2020.

## **Voting policy and voting behavior**

If a Triodos Impact Strategies II N.V.'s sub-fund can exercise its own voting rights, it will be guided by the "business principles" of Triodos Bank and the interests of its participants and other stakeholders. In 2020, Triodos Impact Strategies II N.V.'s sub-funds were a shareholder in 33 institutions and made use of its voting rights at the various general and extraordinary shareholders' meetings of these institutions.

# Independent auditor's report



To: the general meeting and the supervisory board of Triodos Impact Strategies II N.V.

## Report on the financial statements 2020

### Our opinion

In our opinion, the financial statements of Triodos Impact Strategies II N.V. ('the Fund') give a true and fair view of the financial position of the Fund as at 31 December 2020, and of its result for the period 2 December 2019 to 31 December 2020 in accordance with Part 9 of Book 2 of the Dutch Civil Code.

### What we have audited

We have audited the accompanying financial statements 2020 of Triodos Impact Strategies II N.V., Zeist.

The financial statements comprise:

- the (combined) balance sheet as at 31 December 2020;
  - the (combined) profit and loss account for the period 2 December 2019 to 31 December 2020; and
  - the (combined) notes, comprising the accounting policies and other explanatory information.
- 
- the balance sheet of Triodos Energy Transition Europe Fund as at 31 December 2020;
  - the profit and loss account of Triodos Energy Transition Europe Fund for the period 2 December 2019 to 31 December 2020; and
  - the notes, comprising the accounting policies and other explanatory information of Triodos Energy Transition Europe Fund.
- 
- the balance sheet of Triodos Food Transition Europe Fund as at 31 December 2020;
  - the profit and loss account of Triodos Food Transition Europe Fund for the period 2 December 2019 to 31 December 2020; and
  - the notes, comprising the accounting policies and other explanatory information of Triodos Food Transition Europe Fund.

The financial reporting framework applied in the preparation of the financial statements is Part 9 of Book 2 of the Dutch Civil Code.

### The basis for our opinion

We conducted our audit in accordance with Dutch law, including the Dutch Standards on Auditing. We have further described our responsibilities under those standards in the section 'Our responsibilities for the audit of the financial statements' of our report.

We believe that the audit evidence we have obtained is sufficient and appropriate to provide a basis for our opinion.

### Independence

We are independent of Triodos Impact Strategies II N.V. in accordance with the European Union Regulation on specific requirements regarding statutory audit of public-interest entities, the 'Wet toezicht accountantsorganisaties' (Wta, Audit firms supervision act), the 'Verordening inzake de onafhankelijkheid van accountants bij assuranceopdrachten' (ViO, Code of Ethics for Professional Accountants, a regulation with respect to independence) and other relevant independence regulations in the Netherlands. Furthermore, we have complied with the 'Verordening gedrags- en beroepsregels accountants' (VGBA, Dutch Code of Ethics).

### Our audit approach

#### Overview and context

Triodos Impact Strategies II N.V. (the fund) has two sub-funds:

- Triodos Energy Transition Europe Fund (TETEF).
- Triodos Food Transition Europe Fund (TFTEF).



Triodos Energy Transition Europe Fund (formerly, up to 19 December 2020, called ‘Triodos Renewables Europe Fund’) and Triodos Food Transition Europe Fund (formerly, up to 19 December 2020, called ‘Triodos Organic Growth Fund’) (hereafter: the sub-funds) were launched in June 2006 and January 2014 respectively, as sub-funds of Triodos SICAV II (Luxembourg). On 2 December 2019, the sub-funds changed domicile to the Netherlands, where both sub-funds have been set-up as a sub-fund of a newly incorporated Dutch legal entity, Triodos Impact Strategies II NV. The sub-funds have an open-end fund structure. TETEF has euro-denominated share classes for retail and professional investors, one of which is listed on Euronext Fund Services. TFTEF has euro-denominated share classes for professional and certain qualified private investors. None of its share classes are listed on any stock exchange. Shares in TFTEF can be bought through a bank or distributor connected to Euronext Fund Services.

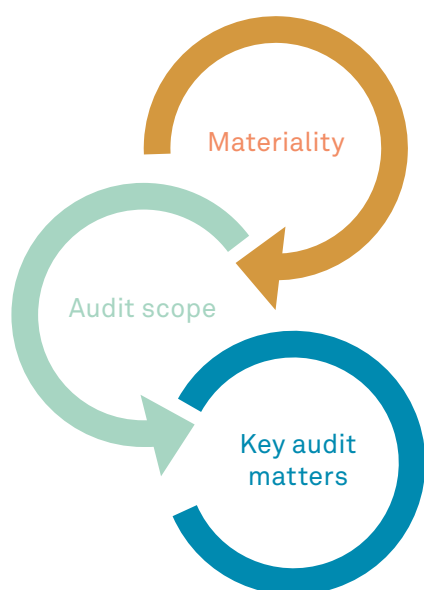
The fund is managed by Triodos Investment Management B.V. (‘the manager’). The manager is also the management of the fund. The administrator of the fund is CACEIS (‘the administrator’). The depositary of the fund is BNP Paribas Securities Services S.C.A. (‘the depositary’). In the paragraph ‘The scope of our audit’ we have outlined the organisational design of the funds with a separate manager and depositary and the consequences for our audit.

As part of designing our audit, we determined materiality and assessed the risks of material misstatement in the financial statements. In particular, we considered where management made important judgements, for example, in respect of significant accounting estimates that involved making assumptions and considering future events that are inherently uncertain. In paragraph ‘Judgements, estimates and uncertainties’ of the financial statements the fund describes the areas of judgement in applying accounting policies and the key sources of estimation uncertainty. Given the nature of the fund and the size of the accounts, our audit focused primarily on the existence and valuation of the investments and the accuracy and completeness of the direct and indirect income from these investments. We considered these matters as key audit matters as set out in the section ‘Key audit matters’ of this report.

As in all of our audits, we also addressed the risk of management override of controls, including evaluating whether there was evidence of bias by management that may represent a risk of material misstatement due to fraud.

We ensured that the audit team included the appropriate skills and competences which are needed for the audit of an investment fund. We therefore included valuation specialists and experts in our team. Given the importance of the IT environment for the audit of the financial statements, we assessed the IT environment with the assistance of our IT specialists. Based on our procedures performed we found that we could rely on the information technology general controls (ITGCs) as far as relevant for the purpose of our audit.

The outline of our audit approach was as follows:



#### Materiality

- Overall materiality: €2,025,000

#### Audit scope

- The fund is managed by Triodos Investment Management B.V. The manager is also the management of the fund. The depositary of the fund is BNP Paribas Securities Services S.C.A. The administrator of the fund is CACEIS.
- For our audit over the period 2 December 2019 up to 31 December 2020, we make use of the ISAE 3402 type II reports of the manager for the years 2019 and 2020.
- For our audit over the period 2 December 2019 up to 31 December 2020, we make use of the ISAE 3402 type II report of the administrator for the year 2020.

#### Key audit matters

- Existence and valuation of investments in debt instruments and equity instruments.
- Accuracy and completeness of the direct and indirect income from investments in debt instruments and equity instruments.

### First-year audit consideration

We carried out a process of understanding the strategy of the Fund, its business, its internal control environment and IT systems. We looked at where and how this effected the Fund's financial statements and internal control framework. Additionally, we read the prior year financial statements of Triodos SICAV II and we reviewed the predecessor auditor's files and discussed the outcome thereof. Based on these procedures, we obtained sufficient and appropriate audit evidence regarding the opening balances. Furthermore, we prepared our risk assessment, our audit strategy and our audit plan, which we discussed with the management board and the supervisory board.

### Materiality

The scope of our audit is influenced by the application of materiality, which is further explained in the section 'Our responsibilities for the audit of the financial statements'.

Based on our professional judgement we determined certain quantitative thresholds for materiality, including the overall materiality for the financial statements as a whole as set out in the table below. These, together with qualitative considerations, helped us to determine the nature, timing and extent of our audit procedures on the individual financial statement line items and disclosures and to evaluate the effect of identified misstatements, both individually and in aggregate, on the financial statements as a whole and on our opinion.

<b>Overall materiality</b>	€2,025,000
<b>Basis for determining materiality</b>	We used our professional judgement to determine overall materiality. As a basis for our judgement we used 1% of the net assets. For our audit of the information in the financial statements of each individual sub fund, we used a specific materiality level of 1% of the net assets of each fund.
<b>Rationale for benchmark applied</b>	We used the fund's net assets as as the primary benchmark, a generally accepted auditing practice, based on our analysis of the common information needs of users of the financial statements and the considerations to sell and buy equity instruments of the fund. On this basis, we believe that the fund's net assets are an important indicator for the financial performance of the fund.

We also take misstatements and/or possible misstatements into account that, in our judgement, are material for qualitative reasons.

We agreed with the supervisory board that we would report to them misstatements identified during our audit above EUR 23,990 for Triodos Food Transition Europe Fund and EUR 75,400 for Triodos Energy Transition Europe Fund as well as misstatements below that amount that, in our view, warranted reporting for qualitative reasons.

### The scope of our audit

Given our ultimate responsibility for the opinion, we are responsible for the direction, supervision and execution of the audit of the financial statements. In doing this, we take into account the involvement of the manager, the administrator and the depositary. In this respect we have determined the nature and scope of the procedures to be performed to ensure that we perform sufficient audit procedures to be able to give an opinion on the financial statements as a whole.

We obtained an understanding of the control environment of the manager and the administrator. Based on this knowledge, we have identified internal control measures that are relevant to our audit of the financial statements. Subsequently, we have received both ISAE 3402 type II reports certified by an independent external accountant from the manager and the administrator on the design and operating effectiveness of the internal control measures at the manager and at the administrator for the years 2019 and 2020.

The management is carried out by Triodos Investment Management B.V. and the administration is carried out by CACEIS. Partly based on the results of the ISAE 3402 type II report, we have established that there is sufficient segregation between the two functions. No further findings were noted.

We have assessed the expertise, independence and objectivity of the certifying auditor. In addition, we have read and analysed the report. As part of this analysis, we have examined whether the internal control measures that are relevant for our audit of this fund were included in the report. Subsequently, we checked, based on our professional judgment whether the certifying auditor performed adequate procedures to be able to obtain sufficient and appropriate audit

evidence on the design, existence and operating effectiveness of these internal control measures. Finally, we assessed the results and the reported exceptions and weighed them for the impact on our audit approach.

The ISAE 3402 type II reports for 2020 for both the manager and administrator included an unqualified opinion. As the audit of the fund relates to an extended book year, we also made use of the ISAE 3402 type II report for 2019 which included a qualified opinion for two audit objectives for the manager. This qualification did not have an impact on our audit procedures as we did not rely on those controls for the period in 2019.

### Key audit matters

Key audit matters are those matters that, in our professional judgement, were of most significance in the audit of the financial statements. We have communicated the key audit matters to the supervisory board. The key audit matters are not a comprehensive reflection of all matters identified by our audit and that we discussed. In this section, we described the key audit matters and included a summary of the audit procedures we performed on those matters.

We addressed the key audit matters in the context of our audit of the financial statements as a whole, and in forming our opinion thereon. We do not provide separate opinions on these matters or on specific elements of the financial statements. Any comment or observation we made on the results of our procedures should be read in this context.

#### Key audit matters

##### Existence and valuation of investments in debt instruments and equity instruments

**The investments have been included on the balance sheet for €127,103,500 and are based on the accounting policies as set out on page 35 and 36 of the financial statements.**

The investments consist mainly of equity instruments for €103,157,938 and debt instruments for €23,945,562.

The equity instruments are valued based on the application of an earnings multiple valuation methodology or on the basis of discounted cash flows.

Fund investments are valued at fair value for which cost price is assumed the best proxy for the period immediately after establishment of the investment fund for a maximum of three years, after three years the fund net asset value is considered the best proxy for fair value. The debt instruments are measured at fair value. The fair value is determined based on discounted cash flows.

The valuation and existence of the investments in debt and equity instruments is a key audit matter, as this determines to a large extent the fund's net asset value. In addition, the value estimation of equity instruments is greatly dependent on the estimates (for which a number of assumptions and techniques are being used) based on market information that is not observable.

#### Our audit work and observations

We obtained audit evidence with regards to the design, the existence and the operating effectiveness of the internal control measures from the manager through the audit procedures outlined in the paragraph 'The scope of the audit'.

As part of our risk assessment and in order to determine the reliability of the estimates made by management and as determined by the valuation committee, we evaluated the estimates based on prior year audited financial statements of underlying companies.

In addition to this, we performed substantive audit procedures.

For the equity instruments of Triodos Food Transition Europe Fund which are valued based on earnings multiples we tested whether the multiple valuation techniques used, matched with the techniques generally accepted in the market by comparing them with market standards. We evaluated if the multiples used are appropriate for the type of company and sector and verified the reliability with observable market data. Furthermore, we evaluated the earnings with all relevant underlying investee information. No material differences were noted.

For the equity instruments of Triodos Energy Transition Europe Fund which are valued based on discounted cashflow models, we have whether the valuation models and used valuation techniques matched with the models generally accepted in the market by comparing them with market standards.

## Key audit matters

## Our audit work and observations

We evaluated the reasonableness of the inputs used in the valuation models which mainly consists out of forward-looking information on expected cashflows from energy productions and future energy prices and compared them with historical performance and observable market data. Furthermore, we evaluated the contractual data inputs in the model with underlying source information. We evaluated the valuation model with support of our valuation experts. No material differences were noted.

For the fund investments we evaluated the valuation by obtaining relevant information on the subscription prices of these funds and evaluated the valuation based on the most recent available financial reports, such as monthly NAV statements, from the underlying fund managers. No material differences were noted.

We confirmed the existence of equity, fund investments and debt instruments through sample testing by sending and receiving confirmations from the counterparties and the depositary independent from management. No material differences were noted. We assessed whether the valuation model of the debt instruments portfolio was in line with generally accepted market models. We assessed the projected cashflows and input parameters based on a sample and tested the automated control which calculates the net present value. Furthermore, we evaluated whether there was an indication of impairment by assessing whether there were overdue amounts or covenant breaches. No material differences were noted.

We also checked whether the explanatory notes of the investments, as included in the financial statements of the fund, are adequate and satisfactory and give the correct information on the nature, the financial results and the risk profiles of the investments in compliance with the applicable system of financial reporting. No material differences were noted.

### Accuracy and completeness of the direct and indirect income from investments in debt instruments and equity instruments

**The direct and indirect income from investments are included in the profit and loss account and are based on the accounting principles as clarified on page 38 of the financial statements.**

We obtained audit evidence with regards to the design, the existence and the operating effectiveness of the internal control measures from the manager through the audit procedures outlined in the paragraph 'The scope of the audit'.

We concluded that we, as far as relevant for the purpose of our audit, were able to rely on these internal control measures.

In addition to this, we performed substantive audit procedures on the direct as well as the indirect income of investments.

## Key audit matters

The accuracy and completeness of the direct and indirect income from investments in debt instruments and equity instruments are a key audit matter, as revenue recognition is an important element for the assessment of the performance of the fund. The Dutch auditing standards assume an inherent risk in the (accuracy of) revenue recognition given the possible pressure the manager may perceive to realize a sufficient return on the fund's net assets.

The total income from debt instruments and equity instruments of the fund in 2020 of €10,141,293 consist of the following amounts: the direct results of €10,086,163 and the indirect result of investments of €55,130.

The direct income consists of interest income from debt instruments and dividend income from equity instruments. The indirect income consists of the realized and unrealized value change from investments.

## Our audit work and observations

For the evaluation of the accuracy of the direct investment income, we performed testing through sample testing on the reported dividend income and interest income, which we reconciled to the dividend income and interest income as received on the bank account of the fund as well as our recalculation. The completeness of the interest income was tested by establishing whether the reported interest income matched our expectations based on recalculation of the interest on the issued debt instruments. The completeness of the dividend income was determined by determining that for the equity instruments in which the fund has shares the amounts mentioned in the dividend resolutions by the investees are reported in the profit and loss account. No material differences were noted.

We tested the unrealized value changes of the debt and equity instruments through our test work of the valuation of the investments per 31 December 2020. For further explanation of the audit of the valuation of the investment, see the previous key audit matter 'Existence and valuation of investments'. Moreover, through a total reconciliation of the movements of the investments during the year we determined that all indirect investment income were reported accurate and complete. No material differences were noted.

## Report on the other information included in the annual report

In addition to the financial statements and our auditor's report thereon, the annual report contains other information that consists of:

- general information;
- the management report;
- the other information pursuant to Part 9 of Book 2 of the Dutch Civil Code;
- annex A: Notes to key figures that cannot be directly derived from the financial statements;
- personal details.

Based on the procedures performed as set out below, we conclude that the other information:

- is consistent with the financial statements and does not contain material misstatements;
- contains the information that is required by Part 9 of Book 2 of the Dutch Civil Code;
- does not contain the information that is required by section 2:135b of the Dutch Civil Code because a legislative amendment is being prepared where an investment fund that is managed by an administrator for whom the Financial Supervision Act ('Wft') applies should already meet the requirements of the remuneration regulations from the Wft and therefore section 2:135b will be disregarded altogether.

We have read the other information. Based on our knowledge and understanding obtained in our audit of the financial statements or otherwise, we have considered whether the other information contains material misstatements.

By performing our procedures, we comply with the requirements of Part 9 of Book 2 of the Dutch Civil Code and the Dutch Standard 720. The scope of such procedures was substantially less than the scope of those performed in our audit of the financial statements.

The management board is responsible for the preparation of the other information, including the management report and the other information in accordance with Part 9 of Book 2 of the Dutch Civil Code.

## Report on other legal and regulatory requirements

### Our appointment

At the date of incorporation of the fund at 21 November 2019 we were appointed as auditors of Triodos Impact Strategies II N.V. by the supervisory board for a period of one year.

### No prohibited non-audit services

To the best of our knowledge and belief, we have not provided prohibited non-audit services as referred to in Article 5(1) of the European Regulation on specific requirements regarding statutory audit of public-interest entities.

### Services rendered

The services, in addition to the audit, that we have provided to the Fund, for the period to which our statutory audit relates, are disclosed in note 22 to the financial statements of Triodos Energy Transition Europe Fund and note 21 of Triodos Food Transition Europe Fund.

## Responsibilities for the financial statements and the audit

### Responsibilities of the management board and the supervisory board for the financial statements

The management board is responsible for:

- the preparation and fair presentation of the financial statements in accordance with Part 9 of Book 2 of the Dutch Civil Code; and for
- such internal control as the management board determines is necessary to enable the preparation of the financial statements that are free from material misstatement, whether due to fraud or error.

As part of the preparation of the financial statements, the management board is responsible for assessing the Fund's ability to continue as a going concern. Based on the financial reporting framework mentioned, the management board should prepare the financial statements using the going concern basis of accounting unless the management board either intends to liquidate the Fund or to cease operations, or has no realistic alternative but to do so. The management board should disclose events and circumstances that may cast significant doubt on the Fund's ability to continue as a going concern in the financial statements.

The supervisory board is responsible for overseeing the Fund's financial reporting process.

## Our responsibilities for the audit of the financial statements

Our responsibility is to plan and perform an audit engagement in a manner that allows us to obtain sufficient and appropriate audit evidence to provide a basis for our opinion. Our objectives are to obtain reasonable assurance about whether the financial statements as a whole are free from material misstatement, whether due to fraud or error and to issue an auditor's report that includes our opinion. Reasonable assurance is a high but not absolute level of assurance, which makes it possible that we may not detect all material misstatements. Misstatements may arise due to fraud or error. They are considered to be material if, individually or in the aggregate, they could reasonably be expected to influence the economic decisions of users taken on the basis of the financial statements.

Materiality affects the nature, timing and extent of our audit procedures and the evaluation of the effect of identified misstatements on our opinion.

A more detailed description of our responsibilities is set out in the appendix to our report.

Rotterdam, 29 April 2021

PricewaterhouseCoopers Accountants N.V.

J. IJspeert RA

PricewaterhouseCoopers Accountants N.V.

Fascinatio Boulevard 350

3065 WB Rotterdam

P.O. Box 8800

3009 AV Rotterdam, the Netherlands

T: +31 (0) 88 792 00 10

F: +31 (0) 88 792 95 33

[www.pwc.nl](http://www.pwc.nl)



## Appendix to our auditor's report on the financial statements 2020 of Triodos Impact Strategies II N.V.

In addition to what is included in our auditor's report, we have further set out in this appendix our responsibilities for the audit of the financial statements and explained what an audit involves.

### The auditor's responsibilities for the audit of the financial statements

We have exercised professional judgement and have maintained professional scepticism throughout the audit in accordance with Dutch Standards on Auditing, ethical requirements and independence requirements. Our audit consisted, among other things of the following:

- Identifying and assessing the risks of material misstatement of the financial statements, whether due to fraud or error, designing and performing audit procedures responsive to those risks, and obtaining audit evidence that is sufficient and appropriate to provide a basis for our opinion. The risk of not detecting a material misstatement resulting from fraud is higher than for one resulting from error, as fraud may involve collusion, forgery, intentional omissions, misrepresentations, or the intentional override of internal control.
- Obtaining an understanding of internal control relevant to the audit in order to design audit procedures that are appropriate in the circumstances, but not for the purpose of expressing an opinion on the effectiveness of the Fund's internal control.
- Evaluating the appropriateness of accounting policies used and the reasonableness of accounting estimates and related disclosures made by the management board.
- Concluding on the appropriateness of the management board's use of the going concern basis of accounting, and based on the audit evidence obtained, concluding whether a material uncertainty exists related to events and/or conditions that may cast significant doubt on the Fund's ability to continue as a going concern. If we conclude that a material uncertainty exists, we are required to draw attention in our auditor's report to the related disclosures in the financial statements or, if such disclosures are inadequate, to modify our opinion. Our conclusions are based on the audit evidence obtained up to the date of our auditor's report and are made in the context of our opinion on the financial statements as a whole. However, future events or conditions may cause the Fund to cease to continue as a going concern.
- Evaluating the overall presentation, structure and content of the financial statements, including the disclosures, and evaluating whether the financial statements represent the underlying transactions and events in a manner that achieves fair presentation.

We communicate with the supervisory board regarding, among other matters, the planned scope and timing of the audit and significant audit findings, including any significant deficiencies in internal control that we identify during our audit. In this respect, we also issue an additional report to the audit committee in accordance with Article 11 of the EU Regulation on specific requirements regarding statutory audit of public-interest entities. The information included in this additional report is consistent with our audit opinion in this auditor's report.

We provide the supervisory board with a statement that we have complied with relevant ethical requirements regarding independence, and to communicate with them all relationships and other matters that may reasonably be thought to bear on our independence, and where applicable, related actions taken to eliminate threats or safeguards applied.

From the matters communicated with the supervisory board, we determine those matters that were of most significance in the audit of the financial statements of the current period and are therefore the key audit matters. We describe these matters in our auditor's report unless law or regulation precludes public disclosure about the matter or when, in extremely rare circumstances, not communicating the matter is in the public interest.

# Annex A: Notes to key figures that cannot be directly derived from the financial statements

The key figures set out in this annual report include figures and percentages that cannot be directly derived from the financial statements. The method of calculating these figures and percentages is explained below.

## **Illiquid investment ratio at year-end**

This ratio is calculated by expressing receivables that are not liquid in the short term in a ratio of the Fund's assets.

# Personal details

Reference date: 29 April 2021

## Supervisory Board

### J.P. Rijdsijk

Jacqueline Rijdsijk is chair of the Supervisory Board of Triodos Impact Strategies II N.V. She is also Chair of the Supervisory Boards of Triodos Fair Share Fund and Triodos Groenfonds. In addition, she is a member of the Supervisory Boards of Royal COSUN, AAP Implantate AG and Deloitte Netherlands. Moreover, she is a partner of Partner in Toezicht. Jacqueline Rijdsijk is a Dutch National and holds no shares in Triodos Energy Transition Europe Fund or Triodos Food Transition Europe Fund.

### E.F. van Galen

Elfriek van Galen is a founder and partner of TheRockGroup, where she works with a wide range of organisations and industries to embed sustainability in their business strategy, operations and value chains. In addition, Ms. Van Galen is a member of the Supervisory Boards of GVB, Arcadis Nederland, Meerlanden and Holdingmaatschappij Zuid-Holland, among others. She is also a non-executive board member of SEKEM in Egypt. Moreover, she is a member of the Supervisory Boards of Triodos Fair Share Fund and Triodos Groenfonds. Elfriek is a Dutch National and holds no shares in Triodos Energy Transition Europe Fund or Triodos Food Transition Europe Fund.

### G.H.W. Groener

Gerard Groener has worked at various companies in different positions. Since 2016, he has been managing director at Ingka Centres, which develops and manages shopping centres worldwide and is a subsidiary of IKEA Group. Previously, he worked for Corio NV, which merged with Klépierre in 2015. From 2008 to 2015 he was CEO and chairman of the Management Board of Corio NV. In addition, Gerard Groener is a member of the Supervisory Boards of Triodos Fair Share Fund and Triodos Groenfonds. He is a Dutch National and holds no shares in Triodos Energy Transition Europe Fund or Triodos Food Transition Europe Fund.

### H.H. Raué

Henk Raué is a retired director of Delta Lloyd Groep. He is also a member of the Supervisory Boards of Triodos Fair Share Fund and Triodos Groenfonds. He is a member of the Supervisory Boards of Yarden Holding / Yarden verzekeringen, Verzekeringsbedrijf Groot Amsterdam, De Goudse Verzekeringen and Stichting Pensioenfonds Delta Lloyd. Henk Raué is a Dutch National and holds no shares in Triodos Energy Transition Europe Fund or Triodos Food Transition Europe Fund.

### J.W.P.M. van der Velden

Jan Willem van der Velden is a professor of financial law at the University of Amsterdam and attorney at law at Keijser Van der Velden NV. He represents in particular investment institutions, asset managers, banks and insurers and any parties involved. He regularly publishes and lectures on financial law, civil law and partnership law/company law. He is a deputy judge at the Court of Appeal in Den Bosch. In addition to these legal activities, he is a board member of an NGO for development cooperation and a member of the Supervisory Boards of Triodos Fair Share Fund and Triodos Groenfonds. Jan Willem van der Velden is a Dutch National and holds no shares in Triodos Energy Transition Europe Fund or Triodos Food Transition Europe Fund.

## Fund managers

### Vincent van Haarlem

Vincent van Haarlem is the fund manager of Triodos Energy Transition Europe Fund per 1 September 2015. Previously, he worked in the energy sector for over 10 years, both in the fields of project finance and private equity. He has wide experience in business development, portfolio management, asset remarketing, project finance and restructuring in this sector. Vincent van Haarlem holds an MSc in economics (corporate finance) from Erasmus University Rotterdam and an MBA from IE Business School in Madrid. Vincent van Haarlem. He is a Dutch national and holds no shares in Triodos Energy Transition Europe Fund or Triodos Food Transition Europe Fund.

### Isabelle Laurencin

Isabelle Laurencin is the fund manager of Triodos Food Transition Europe Fund per 1 November 2020 but has been part of the fund's team as Principal Investment Manager since the beginning of 2019. She is board member at five of the fund's portfolio companies. She has a track record of over 15 years in the financial industry and in private equity specifically. Prior to joining Triodos she has held various positions as senior investment manager private equity, for example at FMO and Proparco. Isabelle Laurencin holds a MSc in management and finance from the Université Paris Dauphine. She is a French national and holds no shares in Triodos Energy Transition Europe Fund or Triodos Food Transition Europe Fund.

## Management Board

Triodos Renewable Energy Fund and Triodos Food Transition Europe Fund are managed by Triodos Investment Management. The Board of Triodos Investment Management consists of:

### **J.J. Minnaar**

Jacco Minnaar is a Managing Director of Triodos Investment Management BV since June 2017 and Chair since 1 January 2019. In addition, Jacco Minnaar is a member of the Board of Stichting Hivos-Triodos Fonds. Jacco Minnaar is a Dutch national and holds no shares in Triodos Energy Transition Europe Fund or Triodos Food Transition Europe Fund.

### **K. Bosscher**

Kor Bosscher is Managing Director Risk & Finance of Triodos Investment Management BV since 1 March 2018. Kor Bosscher is a Dutch national and holds no shares in Triodos Energy Transition Europe Fund or Triodos Food Transition Europe Fund.

### **D.J. van Ommeren**

Dick van Ommeren is a Managing Director of Triodos Investment Management since 1 February 2016. In addition, Dick van Ommeren is a member of the Board of Stichting Hivos-Triodos Fonds, a member of the Board of Directors of Triodos SICAV I, a member of the Board of Directors of Triodos SICAV II and Chair of the Board of DUFAS. Dick van Ommeren is a Dutch national and holds no shares in Triodos Energy Transition Europe Fund or Triodos Food Transition Europe Fund.

**Triodos Impact Strategies II N.V.  
Annual Report 2020**

**Address**

Triodos Impact Strategies II N.V.  
Nieuweroordweg 1  
Postbus 55, 3700 AB Zeist  
The Netherlands  
[www.triodos-im.com](http://www.triodos-im.com)

**Published**

April 2021

**Text**

Triodos Investment Management, Zeist, The Netherlands

**Layout**

Via Bertha, Utrecht, The Netherlands

If you have comments or questions about this report,  
please contact Triodos Investment Management.

This document can be downloaded from:

[www.triodos-im.com](http://www.triodos-im.com).